

TS-M2M-0023v4.8.0

SDT ベースの情報モデルとマッピング  
グ

SDT based Information Model and Mapping  
for Vertical Industries

2023 年 3 月 17 日制定

一般社団法人  
情報通信技術委員会

THE TELECOMMUNICATION TECHNOLOGY COMMITTEE

本書は、一般社団法人情報通信技術委員会が著作権を保有しています。  
内容の一部又は全部を一般社団法人情報通信技術委員会の許諾を得ることなく複製、  
転載、改変、転用及びネットワーク上での送信、配布を行うことを禁止します。

<参考> [Remarks]

1. 英文記述の適用レベル [Application level of English description]

適用レベル [Application level] : E2

本標準の本文、付属資料および付録の文章および図に英文記述を含んでいる。

[English description is included in the text and figures of main body, annexes and appendices.]

2. 国際勧告等の関連 [Relationship with international recommendations and standards]

本標準は、oneM2M で承認された Technical Specification TS-0023-V4.8.0 に準拠している。

[This standard is standardized based on the Technical Specification TS-0023-V4.8.0 approved by oneM2M.]

3. 上記国際勧告等に対する追加項目等 [Departures from international recommendations]

原標準に対する変更項目 [Changes to original standard]

原標準が参照する標準のうち、TTC 標準に置き換える項目。 [Standards referred to in the original standard, which are replaced by TTC standards.]

原標準が参照する標準のうち、それらに準拠した TTC 標準等が制定されている場合は自動的に最新版 TTC 標準等に置き換え参照するものとする。 [Standards referred to in the original standard should be replaced by derived TTC standards.]

4. 工業所有権 [IPR]

本標準に関わる「工業所有権等の実施の権利に係る確認書」の提出状況は、TTC ホームページによる。

[Status of “Confirmation of IPR Licensing Condition” submitted is provided in the TTC web site.]

5. 作成専門委員会 [Working Group]

oneM2M 専門委員会 [oneM2M Working Group]



1

2

3

## ONEM2M TECHNICAL SPECIFICATION

Document Number	oneM2M- TS-0023-V4.8.0
Document Name:	SDT based Information Model and Mapping for Vertical Industries
Date:	2021-04-06
Abstract:	This technical specification includes oneM2M defined information model for home appliances and the mapping with other information models from external organization.

Template Version: January 2017 (Do not modify)

4

5

6

7

8

9

10 The present document is provided for future development work within oneM2M only. The Partners accept  
11 no liability for any use of this specification.

12 The present document has not been subject to any approval process by the oneM2M Partners Type 1.  
13 Published oneM2M specifications and reports for implementation should be obtained via the oneM2M  
14 Partners' Publications Offices.

15

16

17

18 About oneM2M

19 The purpose and goal of oneM2M is to develop technical specifications which address the  
20 need for a common M2M Service Layer that can be readily embedded within various  
21 hardware and software, and relied upon to connect the myriad of devices in the field with  
22 M2M application servers worldwide.

23 More information about oneM2M may be found at: <http://www.oneM2M.org>

24 Copyright Notification

25 © 2018, oneM2M Partners Type 1 (ARIB, ATIS, CCSA, ETSI, TIA, TSDSI, TTA, TTC).

26 All rights reserved.

27 The copyright extends to reproduction in all media.

28

29 Notice of Disclaimer & Limitation of Liability

30 The information provided in this document is directed solely to professionals who have the  
31 appropriate degree of experience to understand and interpret its contents in accordance with  
32 generally accepted engineering or other professional standards and applicable regulations.  
33 No recommendation as to products or vendors is made or should be implied.

34 NO REPRESENTATION OR WARRANTY IS MADE THAT THE INFORMATION IS  
35 TECHNICALLY ACCURATE OR SUFFICIENT OR CONFORMS TO ANY STATUTE,  
36 GOVERNMENTAL RULE OR REGULATION, AND FURTHER, NO  
37 REPRESENTATION OR WARRANTY IS MADE OF MERCHANTABILITY OR  
38 FITNESS FOR ANY PARTICULAR PURPOSE OR AGAINST INFRINGEMENT OF  
39 INTELLECTUAL PROPERTY RIGHTS. NO oneM2M PARTNER TYPE 1 SHALL BE  
40 LIABLE, BEYOND THE AMOUNT OF ANY SUM RECEIVED IN PAYMENT BY  
41 THAT PARTNER FOR THIS DOCUMENT, WITH RESPECT TO ANY CLAIM, AND IN  
42 NO EVENT SHALL oneM2M BE LIABLE FOR LOST PROFITS OR OTHER  
43 INCIDENTAL OR CONSEQUENTIAL DAMAGES. oneM2M EXPRESSLY ADVISES  
44 ANY AND ALL USE OF OR RELIANCE UPON THIS INFORMATION PROVIDED IN  
45 THIS DOCUMENT IS AT THE RISK OF THE USER.

46

# Contents

48	Contents.....	3
49	1 Scope.....	10
50	2 References.....	10
51	2.1 Normative references.....	10
52	2.2 Informative references.....	11
53	3 Definitions and Abbreviations.....	12
54	3.1 Definitions.....	12
55	3.2 Abbreviations.....	12
56	4 Conventions.....	12
57	5 Harmonised Information Model.....	12
58	5.1 Introduction.....	12
59	5.2 Design Principle of the Harmonised Information Model.....	13
60	5.2.1 Basic design principle of information modelling.....	13
61	5.2.2 Description rules for Module Classes and Device models.....	13
62	5.3 ModuleClasses.....	18
63	5.3.1 Common Domain.....	18
64	5.3.1.1 3Dprinter.....	18
65	5.3.1.2 acousticSensor.....	18
66	5.3.1.3 airConJobMode.....	19
67	5.3.1.4 airFlow.....	19
68	5.3.1.5 airPurifierJobMode.....	19
69	5.3.1.6 airQualitySensor.....	20
70	5.3.1.7 alarmSpeaker.....	20
71	5.3.1.8 audioVolume.....	21
72	5.3.1.9 autoDocumentFeeder.....	21
73	5.3.1.10 battery.....	21
74	5.3.1.11 binaryObject.....	22
75	5.3.1.12 binarySwitch.....	22
76	5.3.1.13 bioElectricalImpedanceAnalysis.....	23
77	5.3.1.14 bodyCompositionAnalyser.....	23
78	5.3.1.15 boiler.....	23
79	5.3.1.16 brewing.....	24
80	5.3.1.17 brightness.....	24
81	5.3.1.18 clock.....	24
82	5.3.1.19 clothesDryerJobMode.....	24
83	5.3.1.20 clothesWasherJobMode.....	24
84	5.3.1.21 clothesWasherDryerJobMode.....	25
85	5.3.1.22 clothesWasherJobModeOption.....	25
86	5.3.1.23 colour.....	25
87	5.3.1.24 colourSaturation.....	26
88	5.3.1.25 connectivity.....	26
89	5.3.1.26 cookerHoodJobMode.....	27
90	5.3.1.27 credentials.....	28
91	5.3.1.28 dehumidifierJobMode.....	28
92	5.3.1.29 dishWasherJobMode.....	28
93	5.3.1.30 doorStatus.....	28
94	5.3.1.31 electricVehicleConnector.....	29
95	5.3.1.32 energyConsumption.....	29
96	5.3.1.33 energyGeneration.....	29
97	5.3.1.34 faultDetection.....	30
98	5.3.1.35 filterInfo.....	30
99	5.3.1.36 foaming.....	30
100	5.3.1.37 galleryMode.....	30
101	5.3.1.38 gasChargingControl.....	31

102	5.3.1.39	gasMeterAlarm	31
103	5.3.1.40	gasMeterReportInfo	31
104	5.3.1.41	geoLocation	32
105	5.3.1.42	glucometer	32
106	5.3.1.43	grinder	32
107	5.3.1.44	heatingZone	33
108	5.3.1.45	height	33
109	5.3.1.46	hotWaterSupply	33
110	5.3.1.47	impactSensor	34
111	5.3.1.48	keepWarm	34
112	5.3.1.49	keypad	34
113	5.3.1.50	liquidLevel	35
114	5.3.1.51	liquidRemaining	35
115	5.3.1.52	lock	35
116	5.3.1.53	mediaSelect	35
117	5.3.1.54	motionSensor	36
118	5.3.1.55	numberValue	36
119	5.3.1.56	openLevel	37
120	5.3.1.57	operationMode	38
121	5.3.1.58	overcurrentSensor	38
122	5.3.1.59	oximeter	38
123	5.3.1.60	ozoneMeter	39
124	5.3.1.61	magneticSensorParameters	39
125	5.3.1.62	parkingStatus	39
126	5.3.1.63	periodicalReportConfig	40
127	5.3.1.64	phoneCall	40
128	5.3.1.65	playerControl	41
129	5.3.1.66	powerSave	41
130	5.3.1.67	printQueue	41
131	5.3.1.68	pulsemeter	42
132	5.3.1.69	pushButton	42
133	5.3.1.70	recorder	42
134	5.3.1.71	refrigeration	42
135	5.3.1.72	relativeHumidity	43
136	5.3.1.73	remoteControlEnable	43
137	5.3.1.74	robotCleanerJobMode	43
138	5.3.1.75	runState	44
139	5.3.1.76	securityMode	44
140	5.3.1.77	sessionDescription	45
141	5.3.1.78	signalStrength	45
142	5.3.1.79	slcAlarm	45
143	5.3.1.80	slcParameterSetting	46
144	5.3.1.81	slcReportInfo	47
145	5.3.1.82	smokeSensor	47
146	5.3.1.83	sphygmomanometer	48
147	5.3.1.84	spinLevel	48
148	5.3.1.85	steamClosetJobMode	48
149	5.3.1.86	televisionChannel	49
150	5.3.1.87	temperature	49
151	5.3.1.88	temperatureAlarm	50
152	5.3.1.89	textMessage	50
153	5.3.1.90	timer	51
154	5.3.1.91	turbo	53
155	5.3.1.92	uvSensor	53
156	5.3.1.93	waterFlow	53
157	5.3.1.94	waterMeterAlarm	53
158	5.3.1.95	waterMeterReportInfo	54
159	5.3.1.96	waterMeterSetting	55
160	5.3.1.97	waterSensor	56
161	5.3.1.98	waterQualityMonitor	56
162	5.3.1.99	weight	57
163	5.3.1.100	anemometer	58

164	5.3.1.101	barometer	58
165	5.3.1.102	rainGauge	58
166	5.3.1.103	infraredSensor	58
167	5.3.1.104	disposal	59
168	5.3.1.105	waterFilterType	59
169	5.3.1.106	touchScreen	59
170	5.3.1.107	prePaidCardReader	59
171	5.3.1.108	billDeposit	60
172	5.3.1.109	billWithdrawal	60
173	5.3.1.110	coinDeposit	60
174	5.3.1.111	cashDispenser	61
175	5.3.1.112	cardScanner	61
176	5.3.1.113	traceSensor	61
177	5.3.1.114	directionPanel	62
178	5.3.1.115	crossingBarrier	62
179	5.3.1.116	3DDisplay	62
180	5.3.1.117	3DScanner	63
181	5.3.2	City Domain	64
182	5.3.3	Health Domain	64
183	5.3.4	Home Domain	64
184	5.3.5	Industry Domain	64
185	5.3.6	Vehicular Domain	64
186	5.3.7	Agriculture Domain	64
187	5.3.7.1	cowActivityMonitor	64
188	5.3.8	Railway Domain	64
189	5.3.8.1	baliseTransmissionModule	64
190	5.4	SubDevice models	65
191	5.4.1	Common Domain	65
192	5.4.1.1	subDeviceCuff	65
193	5.4.1.2	subDevicePowerOutlet	65
194	5.4.2	City Domain	65
195	5.4.3	Health Domain	65
196	5.4.4	Home Domain	65
197	5.4.5	Industry Domain	65
198	5.4.6	Vehicular Domain	65
199	5.5	Device models	65
200	5.5.1	Common Domain	65
201	5.5.1.1	device3DPrinter	65
202	5.5.1.2	deviceAirQualityMonitor	66
203	5.5.1.3	deviceAudioReceiver	66
204	5.5.1.4	deviceCamera	66
205	5.5.1.5	deviceDoor	67
206	5.5.1.6	deviceDoorLock	67
207	5.5.1.7	deviceLight	67
208	5.5.1.8	deviceMultiFunctionPrinter	67
209	5.5.1.9	devicePrinter	68
210	5.5.1.10	deviceScanner	68
211	5.5.1.11	deviceSmartPlug	68
212	5.5.1.12	deviceSwitch	68
213	5.5.1.13	deviceThermometer	69
214	5.5.1.14	deviceThermostat	69
215	5.5.1.15	deviceWaterValve	69
216	5.5.1.16	deviceServiceButton	69
217	5.5.1.17	deviceGenericSensor	70
218	5.5.1.18	device3DDisplay	70
219	5.5.1.19	device3DScanner	70
220	5.5.2	City Domain	71
221	5.5.2.1	deviceOutdoorLamp	71
222	5.5.2.2	deviceMagneticParkingMonitor	71
223	5.5.2.3	deviceSmartElectricMeter	71
224	5.5.2.4	deviceSmartGasMeter	72
225	5.5.2.5	deviceSmartWaterMeter	72



226	5.5.2.6	deviceStreetLightController .....	72
227	5.5.2.7	deviceWaterQualityMonitor .....	72
228	5.5.2.8	deviceWeatherStation .....	73
229	5.5.3	Health Domain .....	73
230	5.5.3.1	deviceBloodPressureMonitor .....	73
231	5.5.3.2	deviceGlucosemeter .....	73
232	5.5.3.3	deviceHeartRateMonitor .....	74
233	5.5.3.4	devicePulseOximeter .....	74
234	5.5.3.5	deviceWeightScaleAndBodyCompositionAnalyser .....	74
235	5.5.4	Home Domain .....	74
236	5.5.4.1	deviceAirConditioner .....	74
237	5.5.4.2	deviceAirPurifier .....	75
238	5.5.4.3	deviceClothesDryer .....	76
239	5.5.4.4	deviceClothesWasher .....	76
240	5.5.4.5	deviceClothesWasherDryer .....	76
241	5.5.4.6	deviceCoffeeMachine .....	76
242	5.5.4.7	deviceCookerHood .....	77
243	5.5.4.8	deviceCooktop .....	77
244	5.5.4.9	deviceDehumidifier .....	77
245	5.5.4.10	deviceDigitalGallery .....	78
246	5.5.4.11	deviceDishWasher .....	78
247	5.5.4.12	deviceFan .....	78
248	5.5.4.13	deviceFoodProbe .....	78
249	5.5.4.14	deviceFreezer .....	79
250	5.5.4.15	deviceHomeCCTV .....	79
251	5.5.4.16	deviceHumidifier .....	79
252	5.5.4.17	deviceKettle .....	79
253	5.5.4.18	deviceMicrogeneration .....	80
254	5.5.4.19	deviceOven .....	80
255	5.5.4.20	deviceRefrigerator .....	80
256	5.5.4.21	deviceRiceCooker .....	81
257	5.5.4.22	deviceRobotCleaner .....	81
258	5.5.4.23	deviceSecurityPanel .....	81
259	5.5.4.24	deviceSetTopBox .....	82
260	5.5.4.25	deviceSteamCloset .....	82
261	5.5.4.26	deviceStorageBattery .....	82
262	5.5.4.27	deviceTelevision .....	82
263	5.5.4.28	deviceWaterHeater .....	83
264	5.5.4.29	deviceWindowShade .....	83
265	5.5.4.30	deviceBottleWarmer .....	83
266	5.5.4.31	deviceGarbageDisposal .....	83
267	5.5.4.32	deviceWaterPurifier .....	84
268	5.5.5	Industry Domain .....	84
269	5.5.6	Vehicular Domain .....	84
270	5.5.6.1	deviceElectricVehicleCharger .....	84
271	5.5.7	Agriculture Domain .....	84
272	5.5.7.1	deviceCowActivityMonitor .....	84
273	5.5.8	Railway Domain .....	85
274	5.5.8.1	deviceHandheldPTTTerminal .....	85
275	5.5.8.2	deviceTrainborneTerminal .....	85
276	5.5.8.3	deviceCardRechargingMachine .....	85
277	5.5.8.4	deviceSmartGate .....	86
278	5.5.8.5	deviceSmartScreenDoor .....	86
279	5.6	Enumeration type definitions .....	87
280	5.6.1	hd:enum3DprinterTechnology .....	87
281	5.6.2	hd:enumAdfState .....	87
282	5.6.3	hd:enumAirConJobMode .....	87
283	5.6.4	hd:enumAirPurifierJobMode .....	88
284	5.6.5	hd:enumAlertColourCode .....	88
285	5.6.6	hd:enumCallState .....	88
286	5.6.7	hd:enumClothesDryerJobMode .....	89
287	5.6.8	hd:enumClothesWasherDryerJobMode .....	89

288	5.6.9	hd:enumClothesWasherJobMode.....	89
289	5.6.10	hd:enumCookerHoodJobMode .....	90
290	5.6.11	hd:enumDehumidifierJobMode .....	90
291	5.6.12	hd:enumDishWasherJobMode .....	90
292	5.6.13	hd:enumDisplayOrder .....	91
293	5.6.14	hd:enumDisplayOrientation .....	91
294	5.6.15	hd:enumDoorState.....	91
295	5.6.16	hd:enumFoamStrength .....	91
296	5.6.17	hd:enumGeneralLevel .....	92
297	5.6.18	hd:enumGeneralSpeed .....	92
298	5.6.19	hd:enumGeneralTemperature.....	92
299	5.6.20	hd:enumGrainsLevel .....	92
300	5.6.21	hd:enumGrindCoarseness.....	93
301	5.6.22	hd:enumHorizontalDirection.....	93
302	5.6.23	hd:enumJobStates.....	93
303	5.6.24	hd:enumLiquidLevel.....	93
304	5.6.25	hd:enumMachineState.....	94
305	5.6.26	hd:enumOzoneStatus.....	94
306	5.6.27	hd:enumPlayerMode .....	94
307	5.6.28	hd:enumRobotCleanerJobMode.....	95
308	5.6.29	hd:enumSecurityMode .....	95
309	5.6.30	hd:enumSpinLevelStrength.....	95
310	5.6.31	hd:enumSteamClosetJobMode.....	96
311	5.6.32	hd:enumSupportedMediaSources.....	96
312	5.6.33	hd:enumTasteStrength.....	96
313	5.6.34	hd:enumTone .....	96
314	5.6.35	hd:enumUvStatus .....	97
315	5.6.36	hd:enumVerticalDirection.....	97
316	5.6.37	hd:enumWaterFlowStrength .....	97
317	5.6.38	hd:enumBaliseSystemIndicator.....	97
318	5.6.39	hd:enumWeight.....	98
319	5.6.40	hd:enumTemperatureUnit .....	98
320	5.6.41	hd:enumWaterFilterType .....	98
321	5.6.42	hd:enumDataModelType.....	98
322	5.6.43	hd:enumDmAgentState .....	99
323	5.6.44	hd:enumFirmwareState .....	99
324	5.6.45	hd:enumPowerState.....	99
325	5.6.46	hd:enumRebootType .....	100
326	5.6.47	hd:enumSoftwareState .....	100
327	5.6.48	hd:enumPackageState .....	100
328	5.6.49	hd:enumPackageType .....	100
329	5.6.50	hd:enumBatteryMaterial.....	100
330	5.6.51	hd:enumBatteryShape .....	101
331	5.6.52	cod:enum3DDisplayType.....	101
332	5.6.53	cod:enum3DScannerType .....	102
333	5.7	Universal and Common Properties for Device models.....	102
334	5.8	Device Management .....	103
335	5.8.1	Introduction .....	103
336	5.8.2	flexNode.....	103
337	5.8.3	dmAgent.....	104
338	5.8.4	dmDeviceInfo.....	106
339	5.8.5	dmDataModelIO .....	106
340	5.8.6	dmFirmware .....	107
341	5.8.7	dmSoftware .....	110
342	5.8.8	dmEventLog.....	111
343	5.8.9	dmPackage .....	112
344	5.8.10	dmAreaNwkInfo .....	113
345	5.8.11	dmAreaNwkDeviceInfo .....	114
346	5.8.12	dmCapability .....	114
347	5.8.13	dmStorage .....	114
348	6	The Principle of Resource Mapping for Home Appliance Information Model .....	115

349	6.1	Introduction.....	115
350	6.2	The Resource Mapping Rules.....	115
351	6.2.1	Introduction.....	115
352	6.2.2	Resource mapping for Device model.....	116
353	6.2.3	Resource mapping for ModuleClass.....	116
354	6.2.4	Resource mapping for Action.....	117
355	6.2.5	Resource mapping for Property.....	117
356	6.2.6	Resource mapping for DataPoint.....	117
357	6.2.7	Resource mapping for SubDevice model.....	117
358	6.3	Short names.....	118
359	6.3.1	Introduction.....	118
360	6.3.2	Resource types.....	118
361	6.3.3	Resource attributes for properties and data points.....	123
362	6.3.4	Resource attributes for actions arguments and return values.....	128
363	6.4	containerDefinition values.....	128
364	6.4.1	Introduction.....	128
365	6.4.2	Device models.....	128
366	6.4.3	ModuleClasses.....	129
367	6.4.4	Actions.....	129
368	6.4.5	SubDevices.....	129
369	6.5	XSD definitions.....	129
370	6.5.1	Introduction.....	129
371	6.5.2	XSD definitions for Device models.....	130
372	6.5.3	XSD definitions for ModuleClass.....	130
373	6.5.4	XSD definitions for Action.....	130
374	6.5.5	XSD definitions for SubDevices.....	131
375	7	Mapping with Other Information Models from External Organizations.....	131
376	7.1	OMA GotAPI(DWAPI).....	131
377	7.1.1	Introduction.....	131
378	7.1.2	Device Models.....	131
379	7.1.2.1	device3Dprinter.....	131
380	7.1.2.2	deviceBloodPressureMonitor.....	133
381	7.1.2.3	deviceGlucosemeter.....	134
382	7.1.2.4	devicePulseOximeter.....	134
383	7.1.2.5	deviceThermometer.....	135
384	7.1.2.6	deviceWeightScaleAndBodyCompositionAnalyser.....	136
385	7.1.2.7	deviceHeartRateMonitor.....	137
386	7.1.3	Data Types.....	137
387	8	Ontology for the Home Appliance Information Model aligned with oneM2M Base Ontology.....	138
388	A	(informative): Resource Mapping Examples.....	139
389	A.1	Introduction.....	139
390	A.2	Example for Device model 'deviceAirConditioner'.....	140
391	A.3	Example of ModuleClass 'binarySwitch'.....	142
392	A.4	Example of Action 'toggle'.....	144
393	B	(informative): Introduction of External Organizations' Data Models.....	145
394	B.1	OMA Got API(DWAPI-PCH).....	145
395	B.2	OCF.....	145
396	B.2.1	Introduction.....	146
397	B.2.2	Device Type Mapping.....	146
398	C	(informative): Mapping to Content Attribute.....	147
399	C.1	Introduction.....	147
400	C.2	XML representation of SDT instances.....	148
401	C.2.1	Mapping Rules of XML representation.....	148
402	C.2.2	Example of XML representation.....	148
403	C.3	JSON representation of SDT instances.....	149
404	C.3.1	Mapping Rules of JSON representation.....	150
405	C.3.2	Example of JSON representation.....	150
406	C.4	How to write into <i>content</i> attribute.....	151

407 D History..... 153  
408  
409

---

# 1 Scope

The present document describes the oneM2M defined information model for home appliances, including the description of how it is mapped with other information models from external organizations. It also explains the ontology for the home domain information model.

---

## 2 References

References are either specific (identified by date of publication and/or edition number or version number) or non-specific. For specific references, only the cited version applies. For non-specific references, the latest version of the reference document (including any amendments) applies.

### 2.1 Normative references

The following referenced documents are necessary, partially or totally, for the application of the present document. Their use in the context of this TS is specified by the normative statements that are referring back to this clause

[1] oneM2M Smart Device Template.

NOTE: Available at <https://git.onem2m.org/MAS/SDT>

[2] Java coding rule.

[3] oneM2M TS-0001: "Functional Architecture".

[4] oneM2M TS-0004: "Service Layer Core Protocol Specification"

[5] oneM2M TS-0005: "Management Enablement (OMA)".

[6] ISO:80000-1: Quantities and units

NOTE: Available at <http://www.oracle.com/technetwork/java/codeconventions-135099.html>.

[7] Open Mobile Alliance<sup>TM</sup>: "OMA-ER-Device\_WebAPIs-V1\_0-20160419-C".

NOTE: Available at [http://www.openmobilealliance.org/release/DWAPI/V1\\_0-20160419-C/OMA-ERELD-DWAPI\\_V1\\_0-20160419-C.pdf](http://www.openmobilealliance.org/release/DWAPI/V1_0-20160419-C/OMA-ERELD-DWAPI_V1_0-20160419-C.pdf)

[8] Open Mobile Alliance<sup>TM</sup>: "OMA-TS-Blood\_Pressure\_Monitor\_APIs-V1\_0-20160419-C".

NOTE: Available at [http://www.openmobilealliance.org/release/DWAPI/V1\\_0-20160419-C/OMA-TS-Blood\\_Pressure\\_Monitor\\_APIs-V1\\_0-20160419-C.pdf](http://www.openmobilealliance.org/release/DWAPI/V1_0-20160419-C/OMA-TS-Blood_Pressure_Monitor_APIs-V1_0-20160419-C.pdf)

[9] Open Mobile Alliance<sup>TM</sup>: "OMA-TS-Glucometer\_APIs-V1\_0-20160419-C".

NOTE: Available at [http://www.openmobilealliance.org/release/DWAPI/V1\\_0-20160419-C/OMA-TS-Glucometer\\_APIs-V1\\_0-20160419-C.pdf](http://www.openmobilealliance.org/release/DWAPI/V1_0-20160419-C/OMA-TS-Glucometer_APIs-V1_0-20160419-C.pdf)

[10] Open Mobile Alliance<sup>TM</sup>: "OMA-TS-Heart\_Rate\_Monitor\_APIs-V1\_0-20160419-C".

NOTE: Available at [http://www.openmobilealliance.org/release/DWAPI/V1\\_0-20160419-C/OMA-TS-Heart\\_Rate\\_Monitor\\_APIs-V1\\_0-20160419-C.pdf](http://www.openmobilealliance.org/release/DWAPI/V1_0-20160419-C/OMA-TS-Heart_Rate_Monitor_APIs-V1_0-20160419-C.pdf)

[11] Open Mobile Alliance<sup>TM</sup>: "OMA-TS-Pulse\_Oximeter\_APIs-V1\_0-20160419-C".

NOTE: Available at [http://www.openmobilealliance.org/release/DWAPI/V1\\_0-20160419-C/OMA-TS-Pulse\\_Oximeter\\_APIs-V1\\_0-20160419-C.pdf](http://www.openmobilealliance.org/release/DWAPI/V1_0-20160419-C/OMA-TS-Pulse_Oximeter_APIs-V1_0-20160419-C.pdf)

- 444 [12] Open Mobile Alliance™: “OMA-TS-Thermometer\_APIs-V1\_0-20160419-C”.
- 445 NOTE: Available at [http://www.openmobilealliance.org/release/DWAPI/V1\\_0-20160419-C/OMA-TS-](http://www.openmobilealliance.org/release/DWAPI/V1_0-20160419-C/OMA-TS-)  
446 Thermometer\_APIs-V1\_0-20160419-C.pdf
- 447 [13] Open Mobile Alliance™: “OMA-TS-Weight\_Scale\_Body\_Composition\_Analyzer\_APIs-V1\_0-  
448 20160419-C”.
- 449 NOTE: Available at [http://www.openmobilealliance.org/release/DWAPI/V1\\_0-20160419-C/OMA-TS-](http://www.openmobilealliance.org/release/DWAPI/V1_0-20160419-C/OMA-TS-)  
450 Weight\_Scale\_Body\_Composition\_Analyzer\_APIs-V1\_0-20160419-C.pdf
- 451 [14] W3C Recommendation: “XML Schema Part 2: Datatypes”, 02 May 2001.
- 452 NOTE: Available at <http://www.w3.org/XML/Schema/>.
- 453 [15] NIST standard FIPS PUB 180-2
- 454 [16] IETF RFC 4566: "SDP: Session Description Protocol".
- 455 [17] IANA Time Zone Database
- 456 NOTE: Available at <https://www.iana.org/time-zones>
- 457 [18] Void
- 458 [19] Open Mobile Alliance™: “OMA-ER-GotAPI-V1\_1-20151215-C”.
- 459 [20] NIST SP 330:2019: “Special Publication 330 - The International System of Units (SI) 2019  
460 Edition“
- 461 NOTE: Available at <https://www.nist.gov/pml/special-publication-330>
- 462

## 463 2.2 Informative references

464 The following referenced documents are not necessary for the application of the present document but they assist the  
465 user with regard to a particular subject area.

- 466 [i.1] oneM2M Drafting Rules.
- 467 NOTE: Available at <http://www.onem2m.org/images/files/oneM2M-Drafting-Rules.pdf>.
- 468 [i.2] oneM2M TR-0017: "Home Domain Abstract Information Model".
- 469 [i.3] oneM2M TS-0001: "Functional Architecture".
- 470 [i.4] IEEE 802.15.4: "IEEE Standard for Local and metropolitan area networks--Part 15.4: Low-Rate  
471 Wireless Personal Area Networks (LR-WPANs)".
- 472 [i.5] oneM2M TS-0012: "Base Ontology".
- 473 [i.6] [https://en.wikipedia.org/wiki/Multiple\\_inheritance](https://en.wikipedia.org/wiki/Multiple_inheritance)
- 474 [i.7] <https://www.me.go.kr/home/web/index.do?menuId=10272&condition.code1=007>
- 475 [i.8] OCF DEVICE SPECIFICATION V1.3.0
- 476 NOTE: Available at [https://openconnectivity.org/specs/OCF\\_Device\\_Specification\\_v1.3.0.pdf](https://openconnectivity.org/specs/OCF_Device_Specification_v1.3.0.pdf)
- 477 [i.9] Ju-Hun Park, Hui Sik Kim, Sang-A Hong, Sun Young Jang, “A Study on the Definition of Terms  
478 for Domestic Train Control System”, Korean Society for Railway, 2015,  
479 [http://railway.or.kr/Papers\\_Conference/201502/pdf/KSR2015A114.pdf](http://railway.or.kr/Papers_Conference/201502/pdf/KSR2015A114.pdf)

480 [i.10] CTCS-3级列控系统总体技术方案 (Overall technology plan Train Control System),  
481 中国铁道出版社(Chinese Railway Press), 2008, ISBN: 9787113091590  
482

---

## 483 3 Definitions and Abbreviations

### 484 3.1 Definitions

485 For the purposes of the present document, the following terms and definitions apply:

486 **Device Class ID:** URN to identify the Device model definition.

487 **ModuleClass ID:** URN to identify the ModuleClass model definition.

### 488 3.2 Abbreviations

489 For the purposes of the present document, the following abbreviations apply:

490	ATC	Automatic Train Control
491	ATP	Automatic Train Protection
492	BTM	Balise Transmission Module
493	CTCS-3	Chinese Train Control System-3
494	GotAPI	Generic Open Terminal Application Programming Interface
495	DWAPI	Device Web Application Programming Interface
496	DWAPI-3DP	Device Web Application Programming Interface for 3D printer
497	DWAPI-PCH	Device Web Application Programming Interface for Personal Connected Healthcare
498	RBC	Radio Block Centre
499		
500		

---

## 501 4 Conventions

502 The key words "Shall", "Shall not", "May", "Need not", "Should", "Should not" in the present document are to be  
503 interpreted as described in the oneM2M Drafting Rules [i.1].

---

## 504 5 Harmonised Information Model

### 505 5.1 Introduction

506 The present document intends to provide the unified means in the oneM2M system by defining a home appliance  
507 information model for the home domain devices such as TV, refrigerator, air conditioner, clothes washer, oven, and  
508 robot cleaner. For the reasons of interworking with external technologies and efficiency, the principle of the home  
509 appliance information model is designed based on HGI SDT 3.0 [1].

510 The principle of defining the home appliance information model is introduced in clause 5.2. ModuleClasses which  
511 oneM2M systems support are explained in clause 5.3. In the subsequent clause 5.5, Device models are defined.

512 Editor's note: this clause has to be updated (remove specific references to Home).

513  
514  
515  
516  
517  
518  
519  
520  
521  
522  
523  
524  
525  
526  
527  
528  
529  
530  
531  
532  
533

## 5.2 Design Principle of the Harmonised Information Model

Editor's note: this clause has to be updated (removed specific references to Home).

### 5.2.1 Basic design principle of information modelling

The design principle of the oneM2M abstract information model of home appliance, is to use SDT4.0 originally introduced in oneM2M TR-0017 [i.2]. Note that those terms starting with a capital letter in this clause are SDT terms and are explained in [1].

Domain is a unique name which acts like a namespace (e.g., "org.oneM2M.home.modules"). It is set by the organization creating the SDT, allowing reference to a package of definitions for the contained ModuleClasses and DeviceClass models.

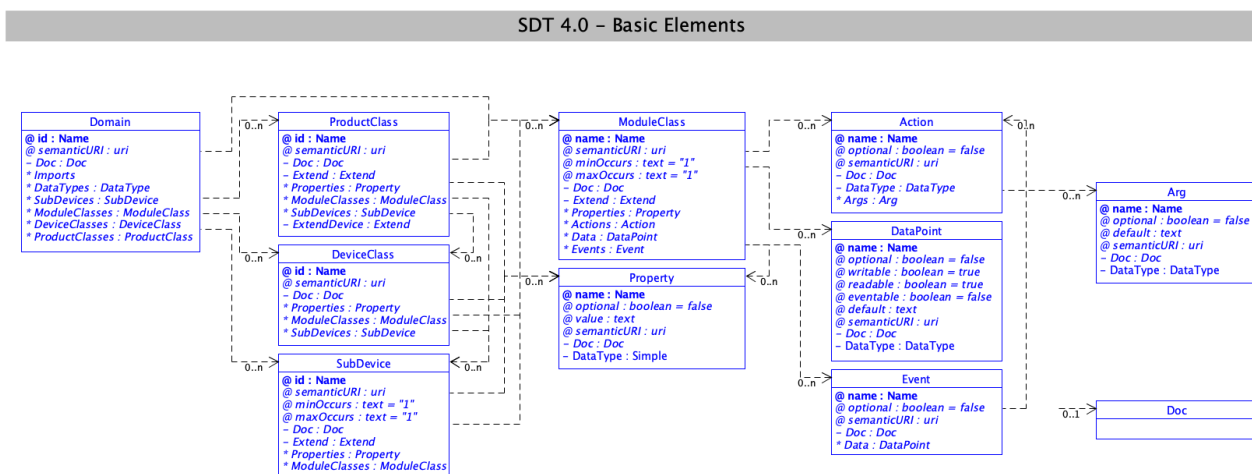
ModuleClasses specifies a single service (e.g., audioVolume, powerOn/Off) with one or more Actions, Properties, DataPoints and Events. Each service which is described as a ModuleClass can be re-used in many DeviceClasses.

DeviceClass model is a physical, addressable, identifiable appliance, sensor and actuator with one or more ModuleClasses, Properties and SubDevices.

SubDevice is a device which may be embedded in a DeviceClass and/or is addressed via another DeviceClass.

Figure 5.2.1-1 depicts the basic structure of SDT 4.0. Further details about SDT 4.0 and its elements can be found in [1].

Specifications of new DeviceClass models and ModuleClasses are encouraged to re-use the definitions specified in this document as much as possible. If re-use is not possible and new DeviceClass and/or ModuleClasses definitions are necessary, it is strongly advised to closely follow the guidelines and definition style from this document.



534  
535  
536  
537  
538  
539  
540  
541  
542

Figure 5.2.1-1: Design Structure of the Home Appliance Information Model using SDT 4.0

The R/W column of the ModuleClasses's data point tables in clause 5.3 reflects the intentions of how a data point in a ModuleClass shall be used semantically. This is a "behavioral contract" between applications or users of the modeled devices on the semantic level. Further, the devices or IPE's (for NoDN) are expected to implement and control the mappings in clause 5.2.2 to implement this "behavioral contract".

### 5.2.2 Description rules for Module Classes and DeviceClasses

When the Home Appliances Information Model is described based on SDT, the following rules shall be applied:



- 543
- Rule 1: CamelCase rule:
    - When naming each element, lowerCamelCase shall be used as the Java coding rules [2].
- 544
- 545
- Rule 2: Rule for description of Action, DataPoint:
    - DataPoint shall be used to represent stateless operations. (e.g. powerState of binarySwitch for on/off operations).
    - Action shall be used when describing stateful condition, handling unknown internal state conditions (e.g. upVolume/downVolume by increasing/decreasing the audioVolume in steps, handling transactional procedures, or checking integrity using username plus password at the same time).
- 546
- 547
- 548
- 549
- 550
- 551
- Rule 3: Rule for description of DataPoint and Property:
    - Non-functional information shall be described as a Property. Functional information shall be described as a DataPoint. (E.g. non-functional information: version, id; functional information: targetTemperature, targetVolume).
- 552
- 553
- 554
- 555
- Rule 4: Definition of the Domain:
    - The Domains are specified as “org.onem2m.[domain]”, where [domain] is one of the following names: “agriculture”, “city”, “common”, “health”, “home”, “industry”, “railway”, “vehicular” and “management”. The name is chosen according to the domain in which the element is defined.
    - The sub-domains for DeviceClasses, SubDevices, ModuleClasses and Actions shall be specified as "org.onem2m.[domain].device", “org.onem2m.[domain].subdevice”, “org.onem2m.[domain].moduleclass”, and “org.onem2m.[domain].action” respectively.
- 556
- 557
- 558
- 559
- 560
- 561
- 562
- Rule 5: Naming rule for the element:
    - The name of each element should be concise and avoid repeating its parent element name; but
    - It may include the name of its parent element for readability. (e.g., lightDimmerUp, lightDimmerDown under lightDimmer).
    - All DeviceClasses, SubDevices, ModuleClasses, and Actions of a domain shall be uniquely named.
- 563
- 564
- 565
- 566
- 567
- Rule 6: Criteria for marking elements as optional or mandatory:
    - An element shall only be defined as mandatory if it's foreseen to be universally mandatory to all implementing technologies.
- 568
- 569
- 570
- Rule 7: Enumeration type:
    - When describing the meaning of values for enumeration type elements, they may be described under clause 5.6.
    - The enumeration types for the harmonized information model are based on <xs:integer>, and the numeric values are interpreted as specified in clause 5.6.
    - The name of an enumeration type shall start with the prefix “enum”. This prefix shall not be used with non-enumeration type names.
    - All enumeration types are defined under the same domain calledHorizontal Domain, which does not contain any other entity. They also must use the same XSD name space identifiers as defined in clause 6.5.1. Even if an enumeration type is used in multiple module classes from different domains, this enumeration type is defined only once.
- 571
- 572
- 573
- 574
- 575
- 576
- 577
- 578
- 579
- 580
- 581
- Rule 8: Rule for unit in documentation :
    - SI (International Systems of Units in [20]) measurement (e.g. meter, kilogram, second.) should be considered as first candidate.
    - Otherwise, it may be kept consistency with implementing technologies such as other SDO’s specification.
- 582
- 583
- 584
- 585

586

- Units of measures shall be given in the form of a shortcut compliant to table 5.2.1-1.

587

**Table 5.2.1-1: Shortcuts for units**

Original name	Short name	Explanation
Ampere	A	
Ampere Hour	Ah	
Bar	bar	
Celsius	°C	
Centimeters	cm	
Cubic Meter	m <sup>3</sup>	
Cubic meter per hour	m <sup>3</sup> /h	
Decibel	dB	
Decibel-milliwatts	dBm	
Degrees	deg	
Dots per inch	dpi	dpi is the common unit for spatial dot density
g-force	g-f	
Grams	g	
Hertz	Hz	
Kilocalories	kcal	
Kilocalories per hour	kcal/h	
Kilograms per square meter	kg/m <sup>2</sup>	
Kilopascal	kPa	
kilovar	kvar	
Kilowatt	kW	
Megabyte	MB	1 MB = 1024 * 1024 bytes
MegaHertz	MHz	
Meter	m	
Meters per second	m/s	
Miligram per cubic meter	mg/m <sup>3</sup>	
Microgram per cubic meter	µg/m <sup>3</sup>	
Milligram per deciliter	mg/dl	
Milligram per liter	mg/L	
Millimeter	mm	
Millimeter of mercury	mmHg	
Milliseconds	ms	
Milliwatt per cubic centimetre	mW/cm <sup>2</sup>	
Minute	min	
Odor unit per cubic meter	OU/m <sup>3</sup>	
Ohm	ohm	
Parts per minute	ppm	
Percent	pct	
Picofarad	pF	
Seconds	s	
Siemens per meter	S/m	
Volt	V	
Watt	W	
Watt hour	Wh	

588

-

589

Editor's note: Popular unit in particular industrial domain shall be considered (e.g. cm for human height, calories for energy consumption in healthcare domain). It shall be made coherent in the document, as possible.

590

591

592

- Rule 9: Rule for type :

593

- Measured and/or calculated values should be represented in float (without taking care of resolution of values).

594

595 Editor's note: It should be made coherent in the document, as possible. Unit shall not be fixed as a rule but be  
596 decided with correspondence to each DeviceClass or ModuleClass.

597 • Rule 10: Inheritance of ModuleClasses :

598 - A ModuleClass may inherit from another existing ModuleClass in order to provide additional  
599 functionalities based on the existing ModuleClass. However, inheritance from multiple ModuleClasses is  
600 not allowed (due to the “diamond problem” [i.6]).

601 - Inheritance of ModuleClass shall only be used in the case that extending an existing ModuleClass is not  
602 appropriate, i.e. the functionality to be added is irrelevant to the original design purpose of the existing  
603 ModuleClass (e.g. adding a ‘time’ DataPoint to a ‘binarySwitch’ ModuleClass).

604 • Rule 11: When to differentiate between current and target Data Points in ModuleClasses:

605 - Device operations, which are executed when setting data points to specific values, may take some time to  
606 reach the desired result. For example, setting a new temperature to a heater does not immediately change  
607 the room temperature, but it may take some time for the heater to increase the temperature. Therefore, it  
608 is sometimes necessary to distinguish between current and target data points.

609 - A ModuleClass must provide an additional “target” data point when the “current” data point ...

610 ○ is writable, and

611 ○ the functionality that is mapped to the data point is an operation, not a configuration function, and

612 ○ the operation may take some time to start and/or to complete, or reach the desired result.

613 - When a ModuleClass provides current and target data points then the name for the current data point  
614 must have the prefix “current”, and the name for the target data point must have the prefix “target”. Both  
615 data points must have the same suffix, for example “currentTemperature” and “targetTemperature”.

616 • Rule 12: Algorithm to generate short names for DeviceClasses, ModuleClasses, Data Points, Actions

617 - Every domain in oneM2M defines their own short names, i.e. there may exist the same short name in  
618 more than one domain, but these short names are distinguished by the domain prefix.

619 - Previous defined short names of the home domain, e.g. from a previous version of the specification, must  
620 be taken into account. They are assigned to the same original names.

621 - The algorithm to generate the short names from the original names works as follows:

622 ○ The maximum length of a short name for TS-0023 is 5 characters. This length includes the optional  
623 appended distinguishing number (see below), but not the suffix for announced resources.

624 ○ If the length of the original name is equal or less than 5 characters, then store the original name as an  
625 intermediate result.

626 ○ Else, if the length of the original name is greater than 5 characters, then perform the following  
627 procedure:

628 ■ The first and the last character of the original name are stored as first and second character as  
629 an intermediate result.

630 ■ All the upper-case characters of the original name, starting with the first upper-case  
631 character, are inserted one by one before the last character of the intermediate result, up to a  
632 total length of 5 characters of the intermediate result.

633 ■ In case the length of the intermediate result after these steps is less than 5 characters, then the  
634 intermediate result is filled with characters from the original string until the length of the  
635 intermediate result is 5 characters, following this procedure: the second character of the  
636 original name is inserted as the second character of the intermediate result while shifting all  
637 characters from the intermediate result by one character forward. This is repeated with the  
638 third, fourth, etc., character from the original name.

- 639 ○ The intermediate result is now compared with all existing short names. If the intermediate result can  
640 be found in the list of existing short names, then execute the following steps until the intermediate  
641 result cannot be found in the list of previously defined short names:
  - 642 ▪ Replace the last character of the intermediate result with an integer number, starting with 0.  
643 If the number becomes a two-digit number, then replace the last two characters of the  
644 intermediate result, and so forth.
  - 645 ▪ Repeat the check described above. If the intermediate result is still the same as an existing  
646 short name, then the appended integer number is increased by 1, and the check is repeated.
- 647 ○ The intermediate result is now stored as a new short name in the list of existing short names.
- 648 - Short names for announced resources are created by taking the regular short name of the entity and  
649 appending the characters “Annc” to it. Short names for announced resources therefore have a maximum  
650 length of 9 characters.

651 The following table provides some examples for short names that have been created by the described algorithm.

652 **Table 5.2.1-2: Examples for original name to short name mappings**

Original name	short name
co2	co2
clock	clock
currentJobMode	cuJMe
absoluteStartTime	abSTe
absoluteStopTime	abST0
impactSensor	impSr
impactSensorAnnc	impSrAnnc

- 653
- 654 • Rule 13: Rule for R/W column
  - 655 - The value used in this column defines the interface as it applies to the user of this module. The entity that  
656 this module represents (device AE or IPE AE) can read or write to any or all of the datapoints as needed  
657 in order to implement the defined interface to the user. <accessControlPolicy> resources shall be defined  
658 to enforce access control to the datapoints of the module defined such that R in the R/W column has  
659 RETRIEVE accessControlOperations and RW in the R/W column has RETRIEVE and UPDATE  
660 accessControlOperations.
- 661 • Rule 14: Rule for Optional and Multiplicity
  - 662 - The value used in the “Optional” column of ModuleClass definitions is mapped to the “optional” element  
663 attribute for SDT DataPoint elements.
  - 664 - The value used in the “Multiplicity” column of DeviceClass and SubDevice definitions is mapped to  
665 “minOccurs” and “maxOccurs” element attribute for SDT DeviceClass elements as follows:
    - 666 ○ 1 : minOccurs = 1, maxOccurs = 1
    - 667 ○ 0..1 : minOccurs = 0, maxOccurs = 1
    - 668 ○ 0..N : minOccurs = 0, maxOccurs = unbound
    - 669 ○ 1..N : minOccurs = 1, maxOccurs = unbound

670  
671

672

## 5.3 ModuleClasses

673

### 5.3.1 Common Domain

674

#### 5.3.1.1 3Dprinter

675

This ModuleClass provides capabilities for a 3D printer.

676

**Table** エラー! [ホーム] タブを使用して、ここに表示する文字列に Nagłówek 4 を適用してください。-1:

677

**Actions of 3Dprinter**

Return Type	Name	Argument	Optional	Documentation
none	start3Dprint	none	true	Start 3D printing.
none	stop3Dprint	none	true	Stop 3D printing.

678

679

**Table** エラー! [ホーム] タブを使用して、ここに表示する文字列に Nagłówek 4 を適用してください。-2:

680

**DataPoints of 3Dprinter ModuleClass**

Name	Type	R/W	Optional	Unit	Documentation
printType	hd:enum3DprinterTechnology	R	false		The type of printing technology (see clause 5.6.1).
printSizeX	xs:float	R	false	mm	This data point represents the maximum size of a printing object in the direction of X-axis.
printSizeY	xs:float	R	false	mm	This data poin represents the maximum size of printing object in the direction of Y-axis.
printSizeZ	xs:float	R	false	mm	This data point represents the maximum size of printing object in the direction of Z-axis.
network	xs:boolean	R	false		This value indicates the Wide Area Network (WAN) connectivity of the 3D printer, such as Internet or GSM. "False" indicates that the printer does not have network connectivity to a WAN. "True" indicates that the printer has WAN network connectivity.
memorySize	xs:float	R	false	MB	This value represents the total memory size of the printer. The unit of measure is.

681

682

#### 5.3.1.2 acousticSensor

683

This ModuleClass provides capabilities for an acoustic sensor.

684

**Table** エラー! [ホーム] タブを使用して、ここに表示する文字列に Nagłówek 4 を適用してください。-1:

685

**DataPoints of acousticSensor ModuleClass**

Name	Type	R/W	Optional	Unit	Documentation
loudness	xs:float	R	false	dB	.
acousticStatus	xs:integer	R	true		The acousticStatus is expressed in percent, whereas a value of 0 means "no sound" and a value of 100 means "most noisy".

686

687 **5.3.1.3 airConJobMode**

688 This ModuleClasses provides capabilities to control and monitor the job modes of an air conditioner.

689 **Table** エラー! [ホーム] タブを使用して、ここに表示する文字列に Nagłówek 4 を適用してください。-1:  
690 **DataPoints of airConJobMode ModuleClass**

Name	Type	R/W	Optional	Unit	Documentation
currentJobMode	hd:enumAirConJobMode	RW	false		Currently active job mode (see clause 5.6.3).
currentJobModeName	xs:string	R	true		Name of the current job mode as a string. This can be used when currentJobMode is vendor-specific.
jobModes	list of hd:enumAirConJobMode	R	false		List of possible job states the device supports (see clause 5.6.3).

691

692 **5.3.1.4 airFlow**

693 This ModuleClass provides capabilities for controlling the air flow of a device.

694 **Table** エラー! [ホーム] タブを使用して、ここに表示する文字列に Nagłówek 4 を適用してください。-1:  
695 **DataPoints of airFlow ModuleClass**

Name	Type	Readable	Optional	Unit	Documentation
speed	xs:integer	RW	false		The current speed level in the range of the [minSpeed, maxSpeed] data points.
minSpeed	xs:integer	R	true		The minimum value for the speed level. If not present, the default is 0.
maxSpeed	xs:integer	R	true		The maximum value for the speed level. If not present, the default is 100.
verticalDirection	hd:enumVerticalDirection	RW	true		The vertical direction of the air flow (see clause 5.6.36).
supportedVerticalDirection	List of hd:enumVerticalDirection	R	true		List of supported vertical directions.
horizontalDirection	hd:enumHorizontalDirection	RW	true		The horizontal direction of the air flow (see clause 5.6.22).
supportedHorizontalDirection	List of hd:enumHorizontalDirection	R	true		List of supported horizontal directions.
automode	xs:Boolean	RW	true		Status of the automode feature. "True" indicates that the speed is set by the device, "False" indicates that the device is not controlling the speed.

696

697 **5.3.1.5 airPurifierJobMode**

698 This ModuleClasses provides capabilities to control and monitor the job modes of an airPurifier.

699 **Table** エラー! [ホーム] タブを使用して、ここに表示する文字列に Nagłówek 4 を適用してください。-1:  
700 **DataPoints of airPurifierJobMode ModuleClass**

Name	Type	R/W	Optional	Unit	Documentation
currentJobMode	hd:enumAirPurifierJobMode	RW	false		Currently active job mode (see clause 5.6.4).
currentJobModeName	xs:string	R	true		Name of the current job mode as a string. This can be used when currentJobMode is vendor-specific.
jobModes	list of hd:enumAirPurifierJobMode	R	false		List of possible job states the device supports (see clause 5.6.4).

701

### 5.3.1.6 airQualitySensor

702

703 This ModuleClass provides capabilities for a monitoring sensor that measures the air quality.

704 **Table** エラー! [ホーム] タブを使用して、ここに表示する文字列に Nagłówek 4 を適用してください。-1:  
705 **DataPoints of airQualitySense ModuleClass**

Name	Type	R/W	Optional	Unit	Documentation
monitoringEnabled	xs:boolean	Rtrue	true		The current status of monitoring. "True" indicates enabled, and "False" indicates not enabled.
pm1	xs:integer	R	true	µg/m <sup>3</sup>	The concentration of particle matter under 1µm. The minimum value is 0.
pm25	xs:integer	R	true	µg/m <sup>3</sup>	The concentration of particle matter under 2.5µm. The minimum value is 0.
pm10	xs:integer	R	true	µg/m <sup>3</sup>	The concentration of particle matter under 10µm. The minimum value is 0.
tsp	xs:float	R	true	µg/m <sup>3</sup>	Total suspended particle.
odor	xs:integer	R	true	OU/m <sup>3</sup>	The concentration of odor that reflects air pollution. The minimum value is 0.
humidity	xs:float	R	true	pct	The measured humidity. The minimum value is 0, and the maximum value is 100.
temperature	xs:float	R	ture	°C	The current temperature
airPressure	xs:float	R	ture	KPa	The air pressure.
co	xs:float	R	true	mg/m <sup>3</sup>	This value indicates the CO level.
co2	xs:float	R	true	mg/m <sup>3</sup>	This value indicates the CO2 level.
ch2o	xs:float	R	true	µg/m <sup>3</sup>	This value indicates the CH2O level.
voc	xs:float	R	true	ppm	This value indicates the VOC (Volatile Organic Compounds).
no2	xs:float	R	true	µg/m <sup>3</sup>	This value indicates the concentration of NO2.
so2	xs:float	R	true	µg/m <sup>3</sup>	This value indicates the concentration of SO2.
o3	xs:float	R	true	µg/m <sup>3</sup>	This value indicates the concentration of O3.
noise	xs:float	R	true	dB	This value indicates the level of noise.
windDirection	xs:float	R	true	deg	The wind direction. The value range is [0-359]. North is 0.0 degrees, east is 90.0 degrees, south is 180.0 degrees, west is 270.0 degrees.
windSpeed	xs:float	R	true	m/s	The wind speed

706

### 5.3.1.7 alarmSpeaker

707

708 This ModuleClass provides the capabilities to initiate and monitor an alarm.

709 **Table** エラー! [ホーム] タブを使用して、ここに表示する文字列に Nagłówek 4 を適用してください。-1:  
710 **DataPoints of alarmSpeaker ModuleClass**

Name	Type	R/W	Optional	Unit	Documentation
tone	hd:enumTone	RW	true		Representing the tones of the alarm (see clause 5.6.34).
light	hd:enumAlertColourCode	R	true		Representing the lighting mode of the alarm (see clause 5.6.5).
alarmStatus	xs:boolean	R	false		"True" indicates the alarm start while "False" indicates the alarm stop.

711

712 5.3.1.8 audioVolume

713 This ModuleClass provides capabilities to control and monitor volume

714 **Table** エラー! [ホーム] タブを使用して、ここに表示する文字列に Nagłówek 4 を適用してください。-1:  
715 **Actions of audioVolume**

Return Type	Name	Argument	Optional	Documentation
none	upVolume	none	true	Increase the volume by the amount of the stepValue up to the maxValue.
none	downVolume	none	true	Decrease the volume by the amount of the stepValue down to 0.

716

717 **Table** エラー! [ホーム] タブを使用して、ここに表示する文字列に Nagłówek 4 を適用してください。-2:  
718 **DataPoints of audioVolume**

Name	Type	R/W	Optional	Unit	Documentation
volumePercentage	xs:integer	RW	false		The rounded percentage of the current volume in the range of [0, maxValue]. 0 percentage shall mean no sound produced.
stepValue	xs:integer	R	true		Step value used by the "UpVolume" and "DownVolume" actions.
maxValue	xs:integer	R	true		Maximum value allowed for Volume. maxValue is 100 by default if "maxValue" is not provided.
muteEnabled	xs:boolean	RW	false		The current status of the mute enablement. "True" indicates enabled (that is, no sound), and "False" indicates not enabled (that is, sound is played).

719

720 5.3.1.9 autoDocumentFeeder

721 This ModuleClasses provides capabilities to monitor the state of autoDocumentFeeder (ADF). ADF is a feature which  
722 takes several pages and feeds the paper one page at a time into a scanner or printer, allowing the user to scan, print or  
723 fax, multiple-page documents without having to manually replace each page.

724 **Table** エラー! [ホーム] タブを使用して、ここに表示する文字列に Nagłówek 4 を適用してください。-1:  
725 **DataPoints of autoDocumentFeeder ModuleClass**

Name	Type	R/W	Optional	Unit	Documentation
currentAdfState	hd:enumAdfState	R	false		Current state of the ADF.
adfStates	list of hd:enumAdfState	R	false		List of possible ADF states that are supported by the device (see clause 5.6.2).

726

727 5.3.1.10 battery

728 This ModuleClass provides capabilities to indicate the detection of low battery and gives an alarm if the triggering  
729 criterion is met. The level data point in the ModuleClass represents the current battery charge level.

730 **Table** エラー! [ホーム] タブを使用して、ここに表示する文字列に Nagłówek 4 を適用してください。-1:  
731 **DataPoints of battery ModuleClass**



Name	Type	R/W	Optional	Unit	Documentation
level	xs:integer	R	false		The rounded percentage of the current charging level of a battery in the range of [0, 100]. 0 percentage shall mean that no charge remains.
capacity	xs:integer	R	true	mAh	The total capacity of battery in mAh.
rechargeable	xs:boolean	R	<b>true</b>		To indicate the battery is rechargeable or not. "True" indicates rechargeable.
charging	xs:boolean	R	True		The status of charging. "True" indicates enabled, and "False" indicates not enabled.
discharging	xs:boolean	R	True		The status of discharging. "True" indicates charging, and "False" indicates not charging.
lowBattery	xs:boolean	R	True		To indicate that the battery is on a low charge level.
batteryThreshold	xs:integer	RW	True		When a battery's "level" is less than "batteryThreshold" then "lowBattery" is set to "True". This datapoint can be used to raise an alarm, depending on the implementation.
chargingVoltage	xs:float	R	true	V	The voltage to charge the battery
chargingAmpere	xs:float	R	true	A	The ampere to charge the battery
dischargingVoltage	xs:float	R	true	V	The voltage to discharge the battery
dischargingAmpere	xs:float	R	true	A	The ampere to discharge the battery
batteryMaterial	hd:enumBatteryMaterial	R	true		The material of the cell of the battery
batteryShape	hd:enumBatteryShape	R	true		The size of the battery such as "AAA".

732

733 

### 5.3.1.11 binaryObject

734 This ModuleClass describes the handling of a binary object (blob).

735 **Table** エラー! [ホーム] タブを使用して、ここに表示する文字列に Nagłówek 4 を適用してください。-1:736 **DataPoints of binaryObject ModuleClass**

Name	Type	R/W	Optional	Unit	Documentation
object	xs:string	RW	false		This data point contains the base64 encoded binary object.
objectType	xs:string	RW	false		This data point contains the type and subtype of the binary object as a MIME type.
size	xs:integer	RW	true		The size of the decoded binary object.
hash	xs:string	RW	true		The hash code of the blob. If present, it is used to check the decoded content of the "object" data point for integrity. The algorithm used for generating the hash value is SHA-2 [15]. The data point contains the hash as a hex encoded value.

737

738 

### 5.3.1.12 binarySwitch

739 This ModuleClass provides capabilities to control and monitor the state of power.

740 **Table** エラー! [ホーム] タブを使用して、ここに表示する文字列に Nagłówek 4 を適用してください。-1:741 **Actions of binarySwitch ModuleClass**

Return Type	Name	Argument	Optional	Documentation
none	toggle	none	true	Toggle the switch.

742

743 **Table** エラー! [ホーム] タブを使用して、ここに表示する文字列に Nagłówek 4 を適用してください。-2:744 **DataPoints of binarySwitch ModuleClass**

Name	Type	R/W	Optional	Unit	Documentation
state	xs:boolean	RW	false		The current status of the binarySwitch. "True" indicates turned-on, and "False" indicates turned-off.

745

746 5.3.1.13 bioElectricalImpedanceAnalysis

747 This ModuleClass provides the analysis of human body tissue based on impedance measurement.

748 **Table** エラー! [ホーム] タブを使用して、ここに表示する文字列に Nagłówek 4 を適用してください。 -1:  
749 **DataPoints of bioElectricalImpedanceAnalysis ModuleClass**

Name	Type	R/W	Optional	Unit	Documentation
water	xs:float	R	false	pct	The water content measurement from the BIA.
fat	xs:float	R	false	pct	The fat content measurement from the BIA.
muscle	xs:float	R	false	pct	The muscle content measurement from the BIA.
bone	xs:float	R	false	pct	The bone content measurement from the BIA.
visceraFat	xs:float	R	false	pct	The viscera fat content measurement from the BIA.
kcal	xs:float	R	false	kcal	The kcal (kilocalories) measurement from the BIA.
resistance	xs:float	R	false	ohm	The resistance of human body.

750

751 5.3.1.14 bodyCompositionAnalyser

752 This ModuleClass provides the capability to report the measurement of body composition analyser characteristics.

753 **Table** エラー! [ホーム] タブを使用して、ここに表示する文字列に Nagłówek 4 を適用してください。 -1:  
754 **DataPoints of body composition analyser ModuleClass**

Name	Type	R/W	Optional	Unit	Documentation
bodyLength	xs:float	R	true	cm	The measurement of body length by Weight scale and Body composition analyser.
bmi	xs:float	R	true	kg/m <sup>2</sup>	The measurement of Body Mass Index (BMI) by a weight scale and a body composition analyser.
fatFreeMass	xs:float	R	true	kg	The measurement of fat free mass by a weight scale and a body composition analyser.
softLeanMass	xs:float	R	true	kg	The measurement of soft lean mass by a weight scale and a body composition analyser.
muscleMass	xs:float	R	true	kg	The measurement of muscle mass by a weight scale and a body composition analyser.
basalMetabolism	xs:float	R	true	kcal	The measurement of basal metabolism by a weight scale and a body composition analyser.
impedance	xs:float	R	true	ohm	The measurement of impedance by a weight scale and a body composition analyser.
proteinMass	xs:float	R	true	kg	The measurement of protein mass by a weight scale and a body composition analyser.
bodyWaterMass	xs:float	R	true	kg	The measurement of body water mass by a weight scale and a body composition analyser.
inorganicSaltMass	xs:float	R	true	g	The measurement of inorganic salt mass by a weight scale and a body composition analyser.
somatotype	xs:string	R	true		The measurement of somatotype by Weight scale and Body composition analyser.

755

756 5.3.1.15 boiler

757 This ModuleClass provides capabilities to control the status of the boiling functionality for water heaters.

758 **Table** エラー! [ホーム] タブを使用して、ここに表示する文字列に Nagłówek 4 を適用してください。 -1:  
759 **DataPoints of boiler ModuleClass**

Name	Type	R-W	Optional	Unit	Documentation
status	xs:boolean	RW	false		The status of boiling. "True" indicates boiling, "False" indicates not boiling.

760

761 5.3.1.16 brewing

762 This ModuleClass provides capabilities to control and monitor a brewing process. It is intended to be part of devices  
763 that prepare hot drinks such as a coffee or a tea.

764 **Table** エラー! [ホーム] タブを使用して、ここに表示する文字列に Nagłówek 4 を適用してください。 -1:  
765 **DataPoints of brewing ModuleClass**

Name	Type	R/W	Optional	Unit	Documentation
cupsNumber	xs:integer	RW	false		The current number of the cups requested to brew.
strength	hd:enumTasteStrength	RW	true		The current strength of the drink taste (see clause 5.6.33). A higher value indicates a stronger taste.

766

767 5.3.1.17 brightness

768 This ModuleClass provides capabilities to control and monitor the brightness of a light for example from a lamp.  
769 Brightness is scaled as a percentage. A lamp or a monitor can be adjusted to a level of light between very dim (0% is the  
770 minimum brightness) and very bright (100% is the maximum brightness).

771 **Table** エラー! [ホーム] タブを使用して、ここに表示する文字列に Nagłówek 4 を適用してください。 -1:  
772 **DataPoints of brightness ModuleClass**

Name	Type	R/W	Optional	Unit	Documentation
brightness	xs:integer	RW	false	pct	The status of brightness level.

773

774 5.3.1.18 clock

775 This ModuleClass provides capabilities to control and monitor time and date information.

776 **Table** エラー! [ホーム] タブを使用して、ここに表示する文字列に Nagłówek 4 を適用してください。 -1:  
777 **DataPoints of clock ModuleClass**

Name	Type	R/W	Optional	Unit	Documentation
currentTime	xs:time	RW	false		Information of the current time
currentDate	xs:date	RW	false		Information of the current date
currentTimeZone	xs:string	RW	true		Name of current time zone according to the IANA Timezone data format (TZ) [17], for example, " <a href="#">America/New York</a> ".

778

779 5.3.1.19 clothesDryerJobMode

780 This ModuleClasses provides capabilities to control and monitor the job modes of a clothes dryer.

781 **Table** エラー! [ホーム] タブを使用して、ここに表示する文字列に Nagłówek 4 を適用してください。 -1:  
782 **DataPoints of clothesDryerJobMode ModuleClass**

Name	Type	R/W	Optional	Unit	Documentation
currentJobMode	hd:enumClothesDryerJobMode	RW	false		Currently active job mode (see clause 5.6.7).
currentJobModeName	xs:string	R	true		The name of current job mode as a string. This can be used when "currentJobMode" is vendor-specific.
jobModes	list of hd:enumClothesDryerJobMode	R	false		List of possible job states the device supports.

783

784 5.3.1.20 clothesWasherJobMode

785 This ModuleClasses provides capabilities to control and monitor the job mode of a washer.

786  
787

**Table** エラー! [ホーム] タブを使用して、ここに表示する文字列に Nagłówek 4 を適用してください。 -1:  
**DataPoints of clothesWasherJobMode ModuleClass**

Name	Type	R/W	Optional	Unit	Documentation
currentJobMode	hd: enumClothesWasherJobMode	RW	false		Currently active job mode (see clause 5.6.8).
currentJobModeName	xs:string	RW	true		The name of the current job mode as a string. This can be used when the currentJobMode is vendor-specific.
jobModes	list of hd:enumClothesWasherJobMode	R	false		List of possible job states that the device supports (see clause 5.6.8).

788

### 789 5.3.1.21 clothesWasherDryerJobMode

790 This ModuleClasses provides capabilities to control and monitor the job modes of clothesWasherDryer.

791 **Table** エラー! [ホーム] タブを使用して、ここに表示する文字列に Nagłówek 4 を適用してください。 -1:  
792 **DataPoints of clothesWasherDryerJobMode ModuleClass**

Name	Type	R/W	Optional	Unit	Documentation
currentJobMode	hd: enumClothesWasherDryerJobMode	RW	false		Currently active job (see clause 5.6.8).
currentJobModeName	xs:string	RW	true		The name of the current job mode as a string. This can be used when currentJobMode is vendor-specific.
jobModes	list of hd:enumClothesWasherDryerJobMode	R	false		List of possible job states the device supports (see clause 5.6.8).

793

### 794 5.3.1.22 clothesWasherJobModeOption

795 This ModuleClasses provides capabilities to control and monitor the washing job mode options of a washer.

796 **Table** エラー! [ホーム] タブを使用して、ここに表示する文字列に Nagłówek 4 を適用してください。 -1:  
797 **DataPoints of clothesWasherJobModeOption ModuleClass**

Name	Type	R/W	Optional	Unit	Documentation
washTemp	hd:enumGeneralTemperature	RW	true		This data point represents the water temperature level (see clause 5.6.19).
soilLevel	hd:enumGeneralLevel	RW	true		This data point represents the washing level (see clause 5.6.17).
spinSpeed	hd:enumGeneralSpeed	RW	true		This data point represents the spin-dry speed level (see clause 5.6.18).
preWash	xs:boolean	RW	true		This data point indicates pre-wash. "True" indicates enabled, "False" indicates disabled.
speedWash	xs:boolean	RW	true		This data point indicates speed wash. "True" indicates enabled, "False" indicates disabled.
steamTreat	xs:boolean	RW	true		This data point indicates steam treat. "True" indicates enabled, "False" indicates disabled.
coldWash	xs:boolean	RW	true		This data point indicates cold wash. "True" indicates enabled, "False" indicates disabled.
extraRinse	xs:boolean	RW	true		This data point indicates extra rinse. "True" indicates enabled, "False" indicates disabled.

798

### 799 5.3.1.23 colour

800 This ModuleClass provides the capabilities to set the value of the Red, Green, and Blue colour channels for a colour  
801 device.

802 **Table** エラー! [ホーム] タブを使用して、ここに表示する文字列に Nagłówek 4 を適用してください。 -1:

803

**DataPoints of colour ModuleClass**

Name	Type	R/W	Optional	Unit	Documentation
red	xs:integer	RW	false		The value of the Red colour channel of RGB. The range is [0,255].
green	xs:integer	RW	false		The value of the Green colour channel of RGB. The range is [0,255].
blue	xs:integer	RW	false		The value of the Blue colour channel of RGB. The range is [0,255].

804

805

### 5.3.1.24 colourSaturation

806

This ModuleClass provides capabilities to control and monitor a colour saturation value.

807 **Table** エラー! [ホーム] タブを使用して、ここに表示する文字列に Nagłówek 4 を適用してください。 -1:

808

**DataPoints of colourSaturation ModuleClass**

Name	Type	R/W	Optional	Unit	Documentation
colourSaturation	xs:integer	RW	false		The status of colour saturation level. "colourSaturation" has a range of [0,100]. A "colourSaturation" value of 0 means that a device displays or produces black and white images. A "colourSaturation" value of 50 means that a device displays or produces normal colour images. A "colourSaturation" value of 100 means that a device displays or produces very colourfull images.

809

810

### 5.3.1.25 connectivity

811

This ModuleClass provides capabilities to monitor network connectivity.

812 **Table** エラー! [ホーム] タブを使用して、ここに表示する文字列に Nagłówek 4 を適用してください。 -1:

813

**DataPoints of connectivity ModuleClass**

Name	Type	R/W	Optional	Unit	Documentation
rsrp	xs:integer	R	false	dBm	Reference signal received power (RSRP) is a measurement of the received power level in an LTE cell network.
rsrq	xs:integer	R	true	dB	Reference signal received quality (RSRQ) indicates the quality of the received reference signal. RSRQ is defined as the ratio $N \times \text{RSRP} / (\text{E-UTRA carrier RSSI})$ , where N is the number of RB's of the E-UTRA carrier RSSI measurement bandwidth. The measurements in the numerator and denominator shall be made over the same set of resource blocks.
cellID	xs:integer	R	true		Serving Cell ID in case Network Bearer Resource is a Cellular Network.
rsSI	xs:integer	R	true	dBm	In telecommunications, received signal strength indicator (RSSI) is a measurement of the power present in a received radio signal.
signalECL	xs:integer	R	true		Based on measurements of the reference signal's received power, the UE will select an entry coverage enhancement level (ECL) to camp into the cell. The coverage level will determine the Narrowband Physical Random Access Channel (NPRACH) resources used by the device and will inform the eNB of the device receiver sensitivity conditions.
sinr	xs:integer	R	true	dB	Signal to interference plus noise ratio (SINR) is commonly used in wireless communication as a way to measure the quality of wireless connections.
pci	xs:string	R	true		Physical Cell ID is an identification of a cell at physical layer.
dailyActivityTime	xs:integer	R	true	s	Daily communication time (Starts at 00:00h)
dailyNumberOfConnections	xs:integer	R	true		Daily number of connections (Starts at 00:00h)
commFreqValue	xs:integer	R	true	MHz	Communication frequency value (commFreqValue) is the transmission frequency of the wireless signal.
currentCycleBeginn	xs:datetime	R	true		A timestamp that indicates the beginning of the current cycle for counting the transfer volumina and transmission errors.
currentCycleVolume	xs:integer	R	true	bytes	Number of bytes transferred since currentCycleBeginn
currentCycleTransmissionErrors	xs:integer	R	true		Number of transmission errors since currentCycleBeginn
minimumCommunicationLatency	xs:integer	R	true	s	The minimum time delay between the last communication attempt

814

815

816 

### 5.3.1.26 cookerHoodJobMode

817 This ModuleClasses provides capabilities to control and monitor the job modes of a cookerHood.

818 **Table** エラー! [ホーム] タブを使用して、ここに表示する文字列に Nagłówek 4 を適用してください。-1:

819

**DataPoints of cookerHoodJobMode ModuleClass**

Name	Type	R/W	Optional	Unit	Documentation
currentJobMode	hd: enumCookerHoodJobMode	RW	false		The currently active job mode.
currentJobModeName	xs:string	R	true		The name of the current job mode as a string. This can be used when currentJobMode is vendor-specific.
jobModes	list of hd: enumCookerHoodJobMode	R	false		List of possible job states the device supports (see clause 5.6.10).

820

821 5.3.1.27 credentials

822 This ModuleClass provides the capability to manage user credentials which allows a user to authenticate on an  
 823 appliance or a server that is associated with the appliance. The authentication depends on a user login and password, or  
 824 on a token. An example appliance which may include this ModuleClass is a camera.

825 **Table** エラー! [ホーム] タブを使用して、ここに表示する文字列に Nagłówek 4 を適用してください。 -1:

826 **DataPoints of credentials ModuleClass**

Name	Type	R/W	Optional	Unit	Documentation
loginName	xs:string	W	true		The user's login name.
password	xs:string	W	true		The user's password.
token	xs:string	W	true		An authentication token, for example an OAuth token.

827

828 5.3.1.28 dehumidifierJobMode

829 This ModuleClasses provides capabilities to control and monitor the job modes of a dehumidifier device.

830 **Table** エラー! [ホーム] タブを使用して、ここに表示する文字列に Nagłówek 4 を適用してください。 -1:

831 **DataPoints of dehumidifierJobMode ModuleClass**

Name	Type	R/W	Optional	Unit	Documentation
currentJobMode	hd:enumDehumidifierJobMode	RW	false		The currently active job mode (see clause 5.6.11).
currentJobModeName	xs:string	R	true		The name of the current job mode as a string. This can be used when currentJobMode is vendor-specific.
jobModes	list of hd:enumDehumidifierJobMode	R	false		List of possible job states the device supports.

832

833 5.3.1.29 dishWasherJobMode

834 This ModuleClasses provides capabilities to control and monitor the job modes of a dishWasher.

835 **Table** エラー! [ホーム] タブを使用して、ここに表示する文字列に Nagłówek 4 を適用してください。 -1:

836 **DataPoints: DataPoints of dishWasherJobMode ModuleClass**

Name	Type	R/W	Optional	Unit	Documentation
currentJobMode	hd:enumDishWasherJobMode	RW	false		The currently active job mode.
currentJobModeName	xs:string	R	true		The name of the current job mode as a string. This can be used when the currentJobMode is vendor-specific.
jobModes	list of hd:enumDishWasherJobMode	R	false		List of possible job states the device supports (see clause 5.6.12)

837

838 5.3.1.30 doorStatus

839 This ModuleClass provides the status of a door. It is intended to be part of a device such as a refrigerator and an oven  
 840 that might have multiple doors.

841 **Table** エラー! [ホーム] タブを使用して、ここに表示する文字列に Nagłówek 4 を適用してください。 -1:

842 **DataPoints of doorStatus ModuleClass**

Name	Type	R/W	Optional	Unit	Documentation
doorState	hd:enumDoorState	R	false		Current state of the door (see clause 5.6.15).
openDuration	m2m:timestamp	R	true		The time duration the door has been open.
openAlarm	xs:boolean	RW	true		The state of the door open alarm. "True" indicates that the open alarm is active. "False" indicates that the open alarm is not active.

843

844

### 5.3.1.31 electricVehicleConnector

845

This ModuleClass provides information about charging/discharging devices for electric vehicles.

846

**Table** エラー! [ホーム] タブを使用して、ここに表示する文字列に Nagłówek 4 を適用してください。 -1:

847

**DataPoints of electricVehicleConnector ModuleClass**

Name	Type	R/W	Optional	Unit	Documentation
Status	xs:boolean	R	false		The status of connection. "True" means connected, "False" means not connected.
chargingCapacity	xs:integer	R	true	Ah	Rated charging capacity.
dischargingCapacity	xs:integer	R	true	Ah	Rated discharging capacity.

848

849

### 5.3.1.32 energyConsumption

850

This ModuleClass describes the measured energy consumed by the device since power up. One particular use case for the energyConsumption ModuleClass is a smart meter.

851

852

**Table** エラー! [ホーム] タブを使用して、ここに表示する文字列に Nagłówek 4 を適用してください。 -1:

853

**DataPoints of energyConsumption ModuleClass**

Name	Type	R/W	Optional	Unit	Documentation
power	xs:float	R	true	W	The power of the device.
absoluteEnergyConsumption	xs:float	R	false	Wh	The absolute energy consumption, reflecting the real measurement of accumulative energy.
roundingEnergyConsumption	xs:integer	R	true		This energy consumption data is calculated by multiplying significantDigits with multiplyingFactors, and rounding down the result.
significantDigits	xs:integer	R	true		The number of effective digits for data.
multiplyingFactors	xs:float	R	true		The unit for data multiplying factors, for example 1 kWh, 0,1 kWh, 0,01 kWh etc.
voltage	xs:float	R	true	V	The voltage of the device.
current	xs:float	R	true	A	The current of the device.
frequency	xs:float	R	true	Hz	The frequency of the device.
measuringScope	xs:string	RW	true		The measuring scope of the meter, for example the whole house, a room, or a device.

854

855

### 5.3.1.33 energyGeneration

856

This ModuleClass provides information about generation data on electric generator devices such as a photo voltaic power system, fuel cells, or microgeneration.

857

858

**Table** エラー! [ホーム] タブを使用して、ここに表示する文字列に Nagłówek 4 を適用してください。 -1:

859

**DataPoints of energyGenerationModuleClass**



Name	Type	R/W	Optional	Unit	Documentation
powerGenerationData	xs:float	R	true	W	Amount of instaneous generation data.
roundingEnergyGeneration	xs:integer	R	true		This energy consumption data is calculated by multiplying significantDigits with multiplyingFactors, and rounding down the result.
significantDigits	xs:integer	R	true		The number of effective digits for data.
multiplyingFactors	xs:floatr	R	true		The unit for data multiplying factors, for example 1 kWh, 0,1 kWh, 0,01 kWh etc.
generationSource	xs:string	RW	false		The type of generating source.

860

### 861 5.3.1.34 faultDetection

862 This ModuleClass provides information about whether a fault has occurred in a device.

863 **Table** エラー! [ホーム] タブを使用して、ここに表示する文字列に Nagłówek 4 を適用してください。 **34-1:**  
864 **DataPoints of faultDetection ModuleClass**

Name	Type	R/W	Optional	Unit	Documentation
status	xs:boolean	R	false		The status of fault detection.
code	xs:integer	R	true		The numeric representation of the fault.
description	xs:string	R	true		The message representation of the fault.

865

### 866 5.3.1.35 filterInfo

867 This ModuleClass is for monitoring filter information of a device.

868 **Table** エラー! [ホーム] タブを使用して、ここに表示する文字列に Nagłówek 4 を適用してください。 **-1:**  
869 **DataPoints of filterInfo ModuleClass**

Name	Type	R/W	Optional	Unit	Documentation
usedTime	xs:integer	R	false		The cumulative used time in seconds of a filter
needsReplacement	xs:boolean	R	true		This value indicates that the filter needs to be replaced.
filterLifetime	xs:integer	R	true		Percentage life time remaining for the water filter.

870

### 871 5.3.1.36 foaming

872 This ModuleClass provides capabilities to control and monitor desired parameters of foam e.g. for foaming milk. It is  
873 initially intended to be part of a device that prepare drinks with milk (for example a coffee machine or hot chocolate  
874 machine).

875 **Table** エラー! [ホーム] タブを使用して、ここに表示する文字列に Nagłówek 4 を適用してください。 **-1:**  
876 **DataPoints of foaming ModuleClass**

Name	Type	R/W	Optional	Unit	Documentation
foamingStrength	hd:enumFoamStrength	RW	false		The current strength of foamed milk. A higher value indicates more foamed milk (see clause 5.6.16)

877

### 878 5.3.1.37 galleryMode

879 This ModuleClass provides information about the mode of display. The galleryMode includes the display orientation,  
880 display interval and display order.

Table エラー! [ホーム] タブを使用して、ここに表示する文字列に Nagłówek 4 を適用してください。 -1:  
DataPoints of galleryMode ModuleClass

Name	Type	R/W	Optional	Unit	Documentation
displayOrientation	hd:displayOrientation	RW	false		The orientation of display
displayInterval	xs:integer	RW	true	s	The interval of changing display content.
displayOrder	hd:displayOrder	RW	true		The sequence of the displaying content

### 5.3.1.38 gasChargingControl

This ModuleClass provides capabilities to recharge the gas meter.

Table エラー! [ホーム] タブを使用して、ここに表示する文字列に Nagłówek 4 を適用してください。 -1:  
DataPoints of gasChargingControl ModuleClass

Name	Type	R/W	Optional	Unit	Documentation
billingNumber	xs:string	RW	true		The billing number of the remote recharge.
rechargeCredit	xs:float	RW	true		Amount of recharge money in local currency.
surplusCredit	xs:float	R	true		Amount of surplus money in local currency.
rechargeGas	xs:float	RW	true	m <sup>3</sup>	Amount of recharge gas.
surplusGas	xs:float	R	true	m <sup>3</sup>	Amount of surplus gas.

### 5.3.1.39 gasMeterAlarm

This ModuleClass provides capabilities to set service parameters of a gas meter.

Table エラー! [ホーム] タブを使用して、ここに表示する文字列に Nagłówek 4 を適用してください。 -1:  
DataPoints of gasMeterAlarm ModuleClass

Name	Type	R/W	Optional	Unit	Documentation
lowGasAlarm	xs:boolean	R	true		The alarm of insufficient amount of gas.
lowCreditAlarm	xs:boolean	R	true		The alarm of insufficient amount of money.
leakageAlarm	xs:boolean	R	true		The alarm of gas leakage.
lockedDownAlarm	xs:boolean	R	true		The alarm of the gasmeter being locked. When the gas meter is in use, the lower wheel does not work, called the "dead meter".
largeFlowAlarm	xs:boolean	R	true		The alarm of large flow occurring. The instantaneous flow passed exceeds the setting maximum flow of the gasmeter.
magneticDisturb	xs:boolean	R	true		The alarm of magnetic interference occurring.
singleCountAlarm	xs:boolean	R	true		The alarm of single reed switch counting. The normal condition is that the double reed switches are working. If only a single reed switch is working, it means that the metering has a problem and shall fire the alarm.

### 5.3.1.40 gasMeterReportInfo

This ModuleClass provides information of measurements of a gas meter.

Table エラー! [ホーム] タブを使用して、ここに表示する文字列に Nagłówek 4 を適用してください。 -1:  
DataPoints of gasMeterReportInfo ModuleClass

Name	Type	R/W	Optional	Unit	Documentation
totalUseValue	xs:float	R	false	m <sup>3</sup>	The total consumption of gas.
valveStatus	xs:boolean	R	true		The status of gasmeter valve. <ul style="list-style-type: none"> <li>• “True”: open</li> <li>• “False”: close</li> </ul>

899

900

901 

### 5.3.1.41 geoLocation

902 This ModuleClass provides the capability to get or set geo-location information.

903 **Table** エラー! [ホーム] タブを使用して、ここに表示する文字列に Nagłówek 4 を適用してください。 -1:  
904 **DataPoints of geoLocation ModuleClass**

Name	Type	R/W	Optional	Unit	Documentation
latitude	xs:float	RW	false	deg	The current latitude part of a geo-location.
longitude	xs:float	RW	false	deg	The current longitude part of a geo-location.
altitude	xs:float	RW	true	m	The optional current altitude part of a geo-location.
heading	xs:float	RW	true		The azimuth of a device measured in degrees to true north. North is 0.0 degrees, east is 90.0 degrees, south is 180.0 degrees, west is 270.0 degrees. A negative value indicates an unknown heading.
horizontalAccuracy	xs:float	R	true		The optional current horizontal accuracy of the geo-location. The unit of measures is meters and describes a radius around the latitude/longitude coordinate.
verticalAccuracy	xs:float	R	true	m	The optional current vertical accuracy of the altitude.
headingAccuracy	xs:float	R	true	deg	The optional current maximum deviation between the heading and the true geomagnetic heading.
targetLatitude	xs:float	RW	true	deg	The optional target latitude part of a geo-location. This can be used to move a device to a new location.
targetLongitude	xs:float	RW	true	deg	The optional target longitude part of a geo-location. This can be used to move a device to a new location.
targetAltitude	xs:float	RW	true	m	The optional target altitude part of a geo-location. This can be used to move a device to a new altitude.

905

906 

### 5.3.1.42 glucometer

907 This ModuleClass provides the capability to report the measurement of glucose characteristics.

908 **Table** エラー! [ホーム] タブを使用して、ここに表示する文字列に Nagłówek 4 を適用してください。 -1:  
909 **DataPoints of glucometer ModuleClass**

Name	Type	R/W	Optional	Unit	Documentation
concentration	xs:float	R	false	mg/dl	The measurement of concentration by Glucometer.
hba1c	xs:float	R	true	pct	The measurement of HbA1c by Glucometer.
contextExercise	xs:float	R	true	pct	The measurement of context exercise by Glucometer.
contextMedication	xs:float	R	true	mg/dl	The measurement of context medication by Glucometer.
contextCarbohydratesAmount	xs:float	R	true	g	The measurement of context carbohydrates by Glucometer.
contextCarbohydratesSource	xs:string	R	true		The timing of meals (for example “breakfast carbohydrates”).
contextMeal	xs:string	R	true		The style of meals (for example “casual”).
contextLocation	xs:string	R	true		The body location where the Glucometer is worn (for example “finger”).
contextTester	xs:string	R	true		The test style (for example “self”).
contextHealth	xs:string	R	true		The severity of symptoms (for example “minor”),

910

911 

### 5.3.1.43 grinder

912 This ModuleClass is for controlling a grinder, for example in a coffee machine.

913  
914

**Table** エラー! [ホーム] タブを使用して、ここに表示する文字列に Nagłówek 4 を適用してください。 -1:  
**DataPoints of grinder ModuleClass**

Name	Type	R/W	Optional	Unit	Documentation
useGrinder	xs:boolean	RW	false		The current status of the grinder enablement. "True" indicates enabled, and "False" indicates disabled.
coarseness	hd:enumGrindCoarseness	RW	true		The wished coarseness of the solid supplies after grinding, for example for coffee beans (see clause 5.6.21).
grainsRemaining	hd:enumGrainsLevel	R	true		The level of remaining grains in a machine having a grinder, for example for remaining coffee beans in the coffee machine grinder (see clause 5.6.20).

915

#### 916 5.3.1.44 heatingZone

917 This ModuleClass provides the capabilities to monitor the status of the heating zone, for example for a cooktop.

918 **Table** エラー! [ホーム] タブを使用して、ここに表示する文字列に Nagłówek 4 を適用してください。 -1:  
919 **DataPoints of heatingZone ModuleClass**

Name	Type	R/W	Optional	Unit	Documentation
heatingLevel	xs:integer	R	false		The current heating level of the zone. The value range is from 0 (indicating that the zone is not heating) up to the maxHeatingLevel.
maxHeatingLevel	xs:integer	R	false		The maximum value allowed for the heating level of the zone.

920

#### 921 5.3.1.45 height

922 This ModuleClass provides the capability to report the measurement of height.

923 **Table** エラー! [ホーム] タブを使用して、ここに表示する文字列に Nagłówek 4 を適用してください。 -1:  
924 **DataPoints of height ModuleClass**

Name	Type	R/W	Optional	Unit	Documentation
height	xs:float	R	false	cm	The height measurement.

925

#### 926 5.3.1.46 hotWaterSupply

927 This ModuleClass provides information about the status of supplying hot water into tanks or bath tubs.

928 **Table** エラー! [ホーム] タブを使用して、ここに表示する文字列に Nagłówek 4 を適用してください。 -1:  
929 **DataPoints of hotWaterSupply ModuleClass**

Name	Type	R/W	Optional	Unit	Documentation
bath	xs:boolean	RW	true		The status of whether a bath tub is filled.

930

931 **5.3.1.47 impactSensor**

932 This ModuleClass describes the capabilities on an impact sensor. The impact is a high force or shock over a short time  
 933 period and the impactSensor detects this.

934 **Table** エラー! [ホーム] タブを使用して、ここに表示する文字列に Nagłówek 4 を適用してください。 -1:  
 935 **DataPoints of impactSensor ModuleClass**

Name	Type	R/W	Optional	Unit	Documentation
impactStatus	xs:boolean	R	false		The "impactStatus" indicates as follows: "True" means that a physical impact is detected, "False" means indicates a normal status (no impact detected).
impactLevel	xs:float	R	true		The "impactLevel" provides the level of impact. The unit of measure is "g" (G-force).
impactDirectionHorizontal	xs:float	R	true		The "impactDirection" indicates the horizontal direction where the impact comes from. The value is 0° to 360°. 0 is the front of the sensor and with clockwise increment.
impactDirectionVertical	xs:float	R	true		The "impactDirection" indicates the vertical direction where the impact comes from. The value is 0° to 360°. 0 is the front of the sensor and with upward increment.

936

937 **5.3.1.48 keepWarm**

938 This module allows to control the 'keep warm' feature in devices like coffe machines, kettles etc. It allows to keep  
 939 water warm for a desired time. This ModuleClass inherits from binarySwitch (see clause 5.3.1.12) to store setting for  
 940 the 'keep warm' feature. If the "powerState" data point in a keepWarmSwitch is "True" then the 'keep warm' function  
 941 will be performed just after boiling (or heating) process is finished (otherwise this function will not be applied).

942 **Table** エラー! [ホーム] タブを使用して、ここに表示する文字列に Nagłówek 4 を適用してください。 -1:  
 943 **DataPoints of keepWarm ModuleClass**

Name	Type	R/W	Optional	Unit	Documentation
time	xs:integer	RW	true		The desired duration of 'keep water warm' function. It indicates how long water shall be kept warm, for example after the boiling in a kettle. The value indicates a time expressed in minutes.
targetTemperature	xs:float	RW	true	C	Content temperature

944

945 **5.3.1.49 keypad**

946 This ModuleClass provides the capability to perform a user defined service through the key-in number. For example, a  
 947 user can define key 1 as "perform a takeout from a restaurant with combo meal 1". The IoT service provider or user can  
 948 define the services.

949 **Table** エラー! [ホーム] タブを使用して、ここに表示する文字列に Nagłówek 4 を適用してください。 -1:  
 950 **DataPoints of keypad ModuleClass**

Name	Type	R/W	Optional	Unit	Documentation
keyNumber	xs:integer	R	false		The number of the pressed key.

951

### 952 5.3.1.50 liquidLevel

953 This ModuleClass provides the desired level of water (or other liquid) for an appliance, for example the desired level of  
954 milk for a cup of coffee from a coffee machine.

955 **Table** エラー! [ホーム] タブを使用して、ここに表示する文字列に Nagłówek 4 を適用してください。 -1:  
956 **DataPoints of liquidLevel ModuleClass**

Name	Type	R/W	Optional	Unit	Documentation
liquidLevel	hd:enumLiquidLevel	RW	false		The desired level of water or other liquid, for example the desired level of milk in a cup of coffee (see clause 5.6.24).

957

### 958 5.3.1.51 liquidRemaining

959 This ModuleClass provides the status of water level (or other liquid) for an appliance, for example the level of  
960 remaining milk in a coffee machine.

961 **Table** エラー! [ホーム] タブを使用して、ここに表示する文字列に Nagłówek 4 を適用してください。 -1:  
962 **DataPoints of liquidRemaining ModuleClass**

Name	Type	R/W	Optional	Unit	Documentation
liquidRemaining	hd:enumLiquidLevel	R	false		The remaining level of water or other liquid in an appliance (see clause 5.6.24).

963

### 964 5.3.1.52 lock

965 This ModuleClass provides the function to lock and unlock an object.

966 **Table** エラー! [ホーム] タブを使用して、ここに表示する文字列に Nagłówek 4 を適用してください。 -1:  
967 **DataPoints of lock ModuleClass**

Name	Type	R/W	Optional	Unit	Documentation
lock	xs:boolean	RW	false		"True" indicates the object is locked, while "False" indicates the object is not locked.

968

969

### 970 5.3.1.53 mediaSelect

971 This ModuleClass provides capabilities to control and monitor media input and output of device such as TV or  
972 SetTopBox.

973  
974

**Table** エラー! [ホーム] タブを使用して、ここに表示する文字列に Nagłówek 4 を適用してください。 -1:  
**DataPoints of mediaSelect ModuleClass**

Name	Type	R/W	Optional	Unit	Documentation
mediaID	xs:integer	RW	false		The numeric index of the activated media in the supported media sources list "supportedMediaSources".
supportedMediaSources	list of hd:enumSupportedMediaSource	R	false		List of supported input or output media for the given device (see clause 5.6.32).
mediaName	xs:string	R	true		Specifies a pre-defined media input or output.
status	xs:boolean	R	true		Specifies whether the specific media instance is selected ("True") or not ("False").
mediaType	hd:enumSupportedMediaSource	R	false		Specifies the type of the media (see clause 5.6.32).

975

#### 976 5.3.1.54 motionSensor

977 This ModuleClass provides the capabilities to indicate the occurrence of motion and raising of an alarm if the triggering  
978 criterion is met.

979 **Table** エラー! [ホーム] タブを使用して、ここに表示する文字列に Nagłówek 4 を適用してください。 -1:  
980 **DataPoints of motionSensor ModuleClass**

Name	Type	R/W	Optional	Unit	Documentation
alarm	xs:boolean	R	false		The detection of the motion occurrence.
silentTime	xs:integer	RW	true	s	The time that a motionSensor restrains from sending an alarm in case continous motions are detected after one alarm is produced. This data point can be used to avoid repeated alarm reports.
sensitivity	xs:integer	RW	true		The level of the detection accuracy of the motion sensor. This data point can be used to control the number of the report.

981

#### 982 5.3.1.55 numberValue

983 This ModuleClass provides the capabilities to represent a number. It also has capabilities for controlled increment and  
984 decrement a counter. It can be used to present a number-related functionality in a technology where there is only a weak  
985 semantic specification of that functionality.

986 **Table** エラー! [ホーム] タブを使用して、ここに表示する文字列に Nagłówek 4 を適用してください。 -1:  
987 **Actions of numberValue ModuleClass**

Return Type	Name	Argument	Optional	Documentation
none	decrementNumberValue	none	true	Decrement the "numberValue" by the value of "step", down to the value of "minimum".
none	incrementNumberValue	none	true	Increment the "numberValue" by the value of "stepValue", up to the value of "maxValue".
none	resetNumberValue	none	true	Reset the "numberValue" to its "defaultValue".

988

**Table** エラー! [ホーム] タブを使用して、ここに表示する文字列に Nagłówek 4 を適用してください。-2:

989

990

**DataPoints of numberValue ModuleClass**

Name	Type	R/W	Optional	Unit	Documentation
numberValue	xs:float	RW	false		The actual value of the number.
minValue	xs:float	RW	true		The optional minimum value of the number. The default is the system-specific minimum value for a float value.
maxValue	xs:float	RW	true		The optional maximum value of the number. The default is the system-specific maximum value for a float value.
defaultValue	xs:float	RW	true		The optional default value for the number. The default is 0.0 .
step	xs:float	RW	true		The optional step size for controlled increment and decrement. The default is 1.0 , even when this data point is not implemented.

991

**5.3.1.56 openLevel**

992

This ModuleClass provides the capabilities to control and monitor the open status of an entity, for example a curtain.

993

**Table** エラー! [ホーム] タブを使用して、ここに表示する文字列に Nagłówek 4 を適用してください。-1:

994

995

**Actions of openLevel ModuleClass**

Return Type	Name	Argument	Optional	Documentation
none	open	None	true	Increase the open level by the amount of the "stepValue" up to the "maxLevel".
none	close	None	true	Decrease the open level by the amount of the "stepValue" down to the "minLevel".

996

**Table** エラー! [ホーム] タブを使用して、ここに表示する文字列に Nagłówek 4 を適用してください。-2:

997

998

**DataPoints of openLevel ModuleClass**



Name	Type	R/W	Optional	Unit	Documentation
openLevel	xs:integer	RW	false	pct	The rounded percentage of the current open level of entity in the range of [0, 100]. 0 percentage shall mean the entity is closed.
stepValue	xs:integer	RW	true		The step value used by the "open" and "close" actions.
minLevel	xs:integer	RW	true		The minimum value allowed for the "openLevel" status. The default value is 0, which means fully closed.
maxLevel	xs:integer	RW	true		The maximum value allowed for the "openLevel" status. The default value is 100, which means fully opened.

999

### 5.3.1.57 operationMode

This ModuleClasses provides capabilities to control or monitor the operation mode of appliances.

**Table** エラー! [ホーム] タブを使用して、ここに表示する文字列に Nagłówek 4 を適用してください。 -1:

**DataPoints of operationMode ModuleClass**

Name	Type	R/W	Optional	Unit	Documentation
startPause	xs:boolean	RW	false		A value of "True" triggers or starts an operation, and "False" pauses the operation.

1004

### 5.3.1.58 overcurrentSensor

This ModuleClass provides capabilities for an over-current sensor.

**Table** エラー! [ホーム] タブを使用して、ここに表示する文字列に Nagłówek 4 を適用してください。 -1:

**DataPoints of overcurrentSensor ModuleClass**

Name	Type	R/W	Optional	Unit	Documentation
overcurrentStatus	xs:boolean	R	false		The overcurrentStatus indicates as follows: "True" indicates that an over-current is detected, and "False" indicates a normal status, this means that an over-current is not detected.
detectedTime	m2m:timestamp	R	true		The time when the over-current was detected.
duration	xs:float	R	true	ms	The duration of the detected over-current.

1009

### 5.3.1.59 oximeter

This ModuleClass provides the capability to report the measurement of blood oxygen characteristics.

**Table** エラー! [ホーム] タブを使用して、ここに表示する文字列に Nagłówek 4 を適用してください。 -1:

**DataPoints of oximeter ModuleClass**

Name	Type	R/W	Optional	Unit	Documentation
oxygenSaturation	xs:integer	R	false	pct	The measurement of oxygensaturation by Oximeter.

1014

1015 5.3.1.60 ozoneMeter

1016 This ModuleClass provides capabilities for an ozone meter. The “ozoneValue...” attributes are optional, but one of  
 1017 them SHALL be provided.

1018 **Table** エラー! [ホーム] タブを使用して、ここに表示する文字列に Nagłówek 4 を適用してください。 -1:  
 1019 **DataPoints of ozoneMeter ModuleClass**

Name	Type	R/W	Optional	Unit	Documentation
ozoneValuePPM	xs:float	R	true	ppm	
ozoneValueMG	xs:float	R	true	mg/m	
ozoneStatus	hd:enumOzoneStatus	R	true		The ozoneStatus indicates the level of ozone status. (see clause 5.6.26).
maxValue	xs:float	R	true		The mazimum value shows the measurement range of the ozone meter (for example maxValue=5 means the range is 0 to 5 ppm). This attribute is only used that the ozoneMeter provides “ppm” value.

1020

1021 5.3.1.61 magneticSensorParameters

1022 This ModuleClass provides capabilities to set service parameters for parking detectors.

1023 **Table** エラー! [ホーム] タブを使用して、ここに表示する文字列に Nagłówek 4 を適用してください。 -1:  
 1024 **DataPoints of magneticSensorParameters ModuleClass**

Name	Type	R/W	Optional	Unit	Documentation
detectionInterval	xs:integer	RW	false	s	Time interval for detecting the geomagnetic field strength.
initialMagnetic	xs:float	RW	true	G	The value of initial geomagnetic field strength, which is usually set when the parking detector is initially installed. It may be reset later if the geomagnetic field strength of the local environment is affected by other factors. The value is used as the reference threshold to determine the parkingStatus. When the parking detector detects that the strength of the magnetic field is greater than the initialMagnetic, the parkingStatus is set to “true”, otherwise, the parkingStatus is set to “false”.
magneticSensitivityLevel	xs:integer	RW	true		The level of detection sensitivity. It’s implementation specific.
highMagneticAlarm	xs:boolean	R	false		The alarm of high magnetic interference. The alarm threshold is implementation specific.

1025

1026 5.3.1.62 parkingStatus

1027 This ModuleClass provides the status of the parking detector.

1028 **Table** エラー! [ホーム] タブを使用して、ここに表示する文字列に Nagłówek 4 を適用してください。 -1:  
 1029 **DataPoints of parkingStatus ModuleClass**

Name	Type	R/W	Optional	Unit	Documentation
parkingStatus	xs:boolean	R	false		This value indicates the status of the parking space. <ul style="list-style-type: none"> <li>• “False”: not occupied.</li> <li>• “True”: occupied.</li> </ul>

1030

1031

## 1032 5.3.1.63 periodicalReportConfig

1033 This ModuleClass provides capabilities to set parameters of periodic report.

1034 **Table** エラー! [ホーム] タブを使用して、ここに表示する文字列に Nagłówek 4 を適用してください。 -1:1035 **DataPoints of periodicalReportConfig ModuleClass**

Name	Type	R/W	Optional	Unit	Documentation
backoffTime	xs:integer	RW	false	s	The number of seconds to wait before connecting to network.
period	xs:integer	RW	true	s	Reporting period.
retryTimes	xs:integer	RW	true		The maximum number of re-sent attempts in the case of report failure.
retryInterval	xs:integer	RW	true	s	The minimum time interval between each message transmission retry.

1036

1037

## 1038 5.3.1.64 phoneCall

1039 This ModuleClass provides the capability get or set the caller and recipient IDs as well as to initiate and terminate a  
1040 call.1041 **Table** エラー! [ホーム] タブを使用して、ここに表示する文字列に Nagłówek 4 を適用してください。 -1:1042 **Actions of phoneCall ModuleClass**

Return Type	Name	Argument	Optional	Documentation
none	call	none	true	Initiate an outgoing call.
none	answer	none	true	Answer (pickup) an incoming call.
none	hangup	none	true	Hangup an established call.

1043

1044 **Table** エラー! [ホーム] タブを使用して、ここに表示する文字列に Nagłówek 4 を適用してください。 -2:1045 **DataPoints of phoneCall ModuleClass**

Name	Type	R/W	Optional	Unit	Documentation
callerID	xs:string	RW	false		This data point represents the initiating caller identification of a call. In case of an outgoing call this would be the local line ID. This data point is optional. When it is empty for an incoming call, then the caller ID is unknown. When it is empty for an outgoing call, then it is expected that it is set by the PBX or the operator. The format of caller ID is not specified here.
recipientID	xs:string	RW	false		This data point represents the receiving caller identification of a call. In case of an incoming call this would be the local line ID and optionally extension. The format of caller ID is not specified here.
callState	hd:enumCallState	R	true		This data point represents the current state of an associated phone device regarding calls.

1046

1047 5.3.1.65 playerControl

1048 This ModuleClass provides capabilities to control and monitor the operational modes of a media player functionality.

1049 **Table** エラー! [ホーム] タブを使用して、ここに表示する文字列に Nagłówek 4 を適用してください。-1:  
1050 **Actions of playerControl ModuleClass**

Return Type	Name	Argument	Optional	Documentation
none	nextTrack	none	true	Go forward to a next chapter, section or similar marker in the media.
none	previousTrack	none	true	Go back to a previous chapter, section or similar marker in the media.

1051

1052 **Table** エラー! [ホーム] タブを使用して、ここに表示する文字列に Nagłówek 4 を適用してください。-2:  
1053 **DataPoints of playerControl ModuleClass**

Name	Type	R/W	Optional	Unit	Documentation
currentPlayerMode	hd:enumPlayerMode	RW	false		The current mode of the player.
currentPlayerModeName	xs:string	R	true		Name of current player mode in string. This can be used when "currentPlayerMode" is vendor-specific.
supportedPlayerModes	list of hd:enumPlayerMode	R	false		List of supported modes for a player.
speedFactor	xs:float	RW	true		The optional factor of speeding up or slowing down playback, rewind or fast forward.

1054

1055 5.3.1.66 powerSave

1056 This ModuleClass provides capabilities to enable the power saving mode of a device and monitor the current status.

1057 **Table** エラー! [ホーム] タブを使用して、ここに表示する文字列に Nagłówek 4 を適用してください。-1:  
1058 **DataPoints of powerSave ModuleClass**

Name	Type	R/W	Optional	Unit	Documentation
powerSaveEnabled	xs:boolean	RW	false		The current status of the power saving mode. "True" indicates enabled, and "False" indicates not enabled.

1059

1060 5.3.1.67 printQueue

1061 This ModuleClass provides the capabilities for monitoring printing list information.

1062 **Table** エラー! [ホーム] タブを使用して、ここに表示する文字列に Nagłówek 4 を適用してください。-1:  
1063 **DataPoints of printQueue ModuleClass**

Name	Type	R/W	Optional	Unit	Documentation
uri	list of xs:uri	trueR	false		The URI of the printing file. The URI could be "file://www.example.com/file.extension"
printingState	list of hd:enumJobState	R	false		The printingState is indicating the status of the printing file.

1064

### 5.3.1.68 pulsemeter

This ModuleClass provides the capability to report the measurement of pulse characteristics.

**Table** エラー! [ホーム] タブを使用して、ここに表示する文字列に Nagłówek 4 を適用してください。 -1:

**DataPoints of pulsemeter ModuleClass**

Name	Type	R-W	Optional	Unit	Documentation
pulseRate	xs:float	R	false	bpm	The measurement of pulserate by pulsemeter.
rr	xs:float	R	true	ms	The measurement of RR interval by pulsemeter.
energy	xs:float	R	true	kcal/h	The measurement of energy by pulsemeter.
modality	xs:string	R	true		The modality of a particular SpO2 measurement.

### 5.3.1.69 pushButton

This ModuleClass provides the capability to indicate the operation of a push button style switch. A typical application can be an SOS button.

**Table** エラー! [ホーム] タブを使用して、ここに表示する文字列に Nagłówek 4 を適用してください。 -1:

**DataPoints of pushButton ModuleClass**

Name	Type	R/W	Optional	Unit	Documentation
pushed	xs:boolean	R	false		This data point indicates the press of the button.

### 5.3.1.70 recorder

This ModuleClass provides the capability to record video/audio for a defined duration.

**Table** エラー! [ホーム] タブを使用して、ここに表示する文字列に Nagłówek 4 を適用してください。 -1:

**DataPoints of recorder ModuleClass**

Name	Type	R/W	Optional	Unit	Documentation
duration	xs:integer	RW	false	s	The duration for video/audio recording. Set to trigger the recorder.

### 5.3.1.71 refrigeration

This ModuleClass provides capabilities for a refrigeration function.

1084  
1085

**Table** エラー! [ホーム] タブを使用して、ここに表示する文字列に Nagłówek 4 を適用してください。 -1:  
**DataPoints of refrigeration ModuleClass**

Name	Type	R/W	Optional	Unit	Documentation
rapidFreeze	xs:boolean	RW	true		Controls the rapid freeze capability. "True" indicates active, "False" indicates inactive.
rapidCool	xs:boolean	RW	true		Controls the rapid cool capability. "True" indicates active, "False" indicates inactive.
defrost	xs:boolean	RW	true		Controls the defrost cycle. "True" indicates active, "False" indicates inactive.
deodorize	xs:boolean	RW	true		Controls the deodorize cycle. "True" indicates active, "False" indicates inactive.
degerm	xs:boolean	RW	true		Controls the degerm cycle. "True" indicates active, "False" indicates inactive.

1086

1087

### 5.3.1.72 relativeHumidity

1088  
1089

This ModuleClass provides the capability for a device to report the humidity based on a specified rule that is vendor dependent.

1090  
1091

**Table** エラー! [ホーム] タブを使用して、ここに表示する文字列に Nagłówek 4 を適用してください。 -1:  
**DataPoints of relativeHumidity ModuleClass**

Name	Type	R/W	Optional	Unit	Documentation
relativeHumidity	xs:float	R	false	pct	The measurement of the relative humidity value
desiredHumidity	xs:float	RW	true		Desired value for humidity. This data point indicates the desired humidity.

1092

1093

### 5.3.1.73 remoteControlEnable

1094

This ModuleClasses provides capabilities to monitor the remote controllability of the appliance.

1095  
1096

**Table** エラー! [ホーム] タブを使用して、ここに表示する文字列に Nagłówek 4 を適用してください。 -1:  
**DataPoints of remoteControlEnable ModuleClass**

Name	Type	R-W	Optional	Unit	Documentation
remoteControlEnabled	xs:boolean	R	false		This data point enables or disables remote controllability and is set by a user locally. "True" indicates enabled remote access, and "False" indicates disabled remote access.

1097

1098

### 5.3.1.74 robotCleanerJobMode

1099

This ModuleClasses provides capabilities to control and monitor the job modes of a robotCleaner.

1100 **Table** エラー! [ホーム] タブを使用して、ここに表示する文字列に Nagłówek 4 を適用してください。 -1:

1101 **DataPoints of robotCleanerJobMode ModuleClass**

Name	Type	R/W	Optional	Unit	Documentation
currentJobMode	hd:enumRobotCleanerJobMode	RW	false		Currently active job mode (see clause 5.6.28).
currentJobModeName	xs:string	R	true		Name of current job mode as a string. This can be used when "currentJobMode" is vendor-specific.
jobModes	list of hd:enumRobotCleanerJobMode	R	false		List of possible job states the device supports (see clause 5.6.28).

1102

### 1103 5.3.1.75 runState

1104 This ModuleClasses provides capabilities to control and the monitor machine state of appliances.

1105 **Table** エラー! [ホーム] タブを使用して、ここに表示する文字列に Nagłówek 4 を適用してください。 -1:

1106 **DataPoints of runState ModuleClass**

Name	Type	R/W	Optional	Unit	Documentation
currentMachineState	hd:enumMachineState	RW	false		The currently active machine state (see clause 5.6.25).
machineStates	list of hd:enumMachineState	R	false		A list of possible machine states the device supports (see clause 5.6.25).
currentJobState	hd:enumJobState	R	true		The currently active job state at the level of some transaction being executed by the device (see clause 5.6.23).
jobStates	list of hd:enumJobState	R	true		The list of possible job states that the device supports (see clause 5.6.23).
progressPercentage	xs:float	R	true		The indication of current job progress in percentage.

1107

### 1108 5.3.1.76 securityMode

1109 This ModuleClasses provides capabilities to control and monitor a security mode.

1110 **Table** エラー! [ホーム] タブを使用して、ここに表示する文字列に Nagłówek 4 を適用してください。 -1:

1111 **DataPoints of securityMode ModuleClass**

Name	Type	R/W	Optional	Unit	Documentation
currentSecurityMode	hd:enumSecurityMode	RW	false		Current security mode (see clause 5.6.29).
securityModes	list of hd:enumSecurityMode	R	false		List of possible security modes the device supports (see clause 5.6.29).

1113 5.3.1.77 sessionDescription

1114 This ModuleClass provides the capabilities for a sessionDescription containing a URL at twchich the specified media  
1115 can be accessed and the definition of media using SDP.

1116 **Table** エラー! [ホーム] タブを使用して、ここに表示する文字列に Nagłówek 4 を適用してください。-1:  
1117 **DataPoints of mediaType ModuleClass**

Name	Type	R/W	Optional	Unit	Documentation
url	xs:uri	R	true		A URL at which the specified media can be accessed.
sdp	xs:string	R	true		Media description using SDP. One or more comma separated multiple SDP lines (SDP media or attribute line) can be included using SDP description syntax as defined in the SDP specification in RFC4566 [16].

1118

1119 5.3.1.78 signalStrength

1120 This ModuleClass provides the capability to monitor the strength of the signal.

1121 **Table** エラー! [ホーム] タブを使用して、ここに表示する文字列に Nagłówek 4 を適用してください。-1:  
1122 **DataPoints of signalStrength ModuleClass**

Name	Type	R/W	Optional	Unit	Documentation
lqi	xs:integer	truR	false		The current value of link quality indicator, which reflects the scaling of rssi by dividing the received signal strength over reference signal strength. The common unit for lqi is percentage [0,100]. For the detailed definition, please see IEEE 802.15.4 [i.4], clause 6.7.8.
rssi	xs:float	R	true		The current value of received signal strength indicator, which reflects the raw signal level.

1123

1124 5.3.1.79 slcAlarm

1125 This ModuleClass provides capabilities to provide alarm information of street light controller.

1126 **Table** エラー! [ホーム] タブを使用して、ここに表示する文字列に Nagłówek 4 を適用してください。-1:  
1127 **DataPoints of slcAlarm ModuleClass**



Name	Type	R/W	Optional	Unit	Documentation
overCurrentThreshold	xs:float	RW	true	A	The threshold of over current.
overCurrentDuration	xs:integer	RW	true	min	The duration of over current to trigger the alarm.
underCurrentThreshold	xs:float	RW	true	A	The threshold of under current.
underCurrentDuration	xs:integer	RW	true	min	The duration of under current to trigger the alarm.
overVoltageThreshold	xs:float	RW	true	V	The threshold of over voltage.
overVoltageDuration	xs:integer	RW	true	min	The duration of over voltage to trigger the alarm.
underVoltageThreshold	xs:float	RW	true	V	The threshold of under voltage.
underVoltageDuration	xs:integer	RW	true	min	The duration of under voltage to trigger the alarm.
overVoltagePercent	xs:integer	RW	true	pct	The threshold of over current in terms of percentage. The value range is [0,100]. This is the alternative trigger of the <i>overVoltageAlarm</i> and should be mutually exclusive to the <i>overVoltageThreshold</i> .
underVoltagePercent	xs:integer	RW	true	pct	The duration of under current in terms of percentage. The value range is [0,100]. This is the alternative trigger of the <i>underVoltageAlarm</i> and should be mutually exclusive to the <i>underVoltageThreshold</i> .
standardreferenceVoltage	xs:float	RW	true	V	The reference voltage used as the basis of the <i>overVoltagePercent</i> and <i>underVoltagePercent</i> .
overCurrentAlarm	xs:boolean	R	false		The alarm of over current.
underCurrentAlarm	xs:boolean	R	false		The alarm of under current.
overVoltageAlarm	xs:boolean	R	false		The alarm of over voltage.
underVoltageAlarm	xs:boolean	R	false		The alarm of under voltage.

1128

1129 

### 5.3.1.80 slcParameterSetting

1130 This ModuleClass provides capabilities to set service parameters.

1131 **Table** エラー! [ホーム] タブを使用して、ここに表示する文字列に Nagłówek 4 を適用してください。-1:1132 **DataPoints of slcParameterSetting ModuleClass**

Name	Type	R/W	Optional	Unit	Documentation
lightCount	xs:integer	RW	true		Number of lampholders controlled by the street light controller.
timePlanStatus	xs:boolean	RW	true		"False" indicates the time plan is not used. "True" indicates the time plan is being used.
timeRangeCount	xs:integer	RW	true		The number of time ranges for the time plan.
timeRange	list of xs:time	RW	true		A array of sequential time points which define the time plan. Each time point is the start time of the next time range as well as the end of previous time range in the time plan.
timeRangeLightDimmingValue	list of xs:string	RW	true		A array containing the dimming values in different time ranges. In the case that <i>lightCount</i> is larger than 1, it is a 2-dimentional array describing the dimming value of each lampholder in each time range.  Editor's Note: the data type is FFS for this datapoint.

1133

1134

## 1135 5.3.1.81 slcReportInfo

1136 This ModuleClass provides information of status of the street light controller.

1137 **Table** エラー! [ホーム] タブを使用して、ここに表示する文字列に Nagłówek 4 を適用してください。 -1:

1138

**DataPoints of slcReportInfo ModuleClass**

Name	Type	R/W	Optional	Unit	Documentation
voltageFrequency	xs:float	R	true	Hz	The frequency of voltage.
switchStatus	xs:boolean	RW	false		This value indicates the status of light switch. "False": off, "True": on.
onlineStatus	xs:boolean	R	true		This value indicates the communication status of light. "False": offline, "True": online.
lightVoltage	xs:float	R	false	V	The voltage of the street light controller.
lightCurrent	xs:float	R	false	A	The current of the street light controller.
lightDimmingValue	xs:integer	RW	false	%	The dimming value of the street light.
lightPowerFactor	xs:float	R	false		The light power factor is the ratio of active power to apparent power. Power factor is a factor that measures the efficiency of electrical equipment. The value range is [0,1].
lightActivePower	xs:float	R	true	kW	Active power is the electrical power required to keep the electrical equipment running normally, that is, the electrical power that converts electrical energy into other forms of energy, such as mechanical, optical, thermal, and so on.
lightReactivePower	xs:float	R	true	kVA	The reactive power is the electrical power required to establish an alternating magnetic field and induced magnetic flux.
lightApparentPower	xs:float	R	true	kVA	This value indicates the apparent power that is mainly used to calculate the energy consumption of the street light.
lightPolarizationAxis	xs:float	R	true	degree	The angle of the polarization axis in case street light devices support this feature. The PolarizationAxis is measured starting from <b>Editors Note: DESCRIPTION NEEDED</b>
colourTemperature	xs:integer	R	true	K	The current colour temperature of the street lights.
lampTechnology	xs:string	R	true		A string that indicates the type of lamp technology that is used in the street lamps, e.g. "LED", "Tungsten", etc

1139

1140

## 1141 5.3.1.82 smokeSensor

1142 This ModuleClass provides the capabilities to indicate the detection of smoke and raising an alarm if the triggering  
1143 criterion is met.1144 **Table** エラー! [ホーム] タブを使用して、ここに表示する文字列に Nagłówek 4 を適用してください。 -1::

1145

**Actions of smokeSensor ModuleClass**

Return Type	Name	Argument	Optional	Documentation
none	mute	none	true	Mute the smoke sensor alarm.

1146

1147  
1148

**Table** エラー! [ホーム] タブを使用して、ここに表示する文字列に Nagłówek 4 を適用してください。-2:

**DataPoints of smokeSensor ModuleClass**

Name	Type	R-W	Optional	Unit	Documentation
alarm	xs:boolean	R	false		The alarm is indicated as follows: "True" indicates that smoke has been detected, "False" indicates a normal status, that means that smoke is not detected.
detectedTime	m2m:timestamp	RW	true		The date and time the smoke is detected.
smokeThreshold	xs:integer	RW	true	ppm	The threshold to trigger the alarm.
currentValue	xs:integer	R	true		The current data value of the smoke sensor.
sensorFault	xs:boolean	R	true		"True" indicates the sensor fault status of smoke sensor. "False" indicates the sensor fault of smoke sensor has been eliminated.
lowVoltage	xs:boolean	R	true		"True" indicates the low voltage status of smoke sensor. "False" indicates the low voltage alarm of smoke sensor has been eliminated.
dismantled	xs:boolean	R	true		"True" indicates the smoke sensor is dismantled. "False" indicates the dismantled alarm of smoke sensor has been eliminated.
powerOn	xs:boolean	R	true		"True" indicates the smoke sensor is powered on. "False" is invalid.

1149

### 1150 5.3.1.83 sphygmomanometer

1151 This ModuleClass provides the capability to report the measurement of blood pressure characteristics.

1152 **Table** エラー! [ホーム] タブを使用して、ここに表示する文字列に Nagłówek 4 を適用してください。-1:

1153

**DataPoints of sphygmomanometer ModuleClass**

Name	Type	R-W	Optional	Unit	Documentation
diastolicPressure	xs:float	R	false	mmHg	The measurement of diastolic pressure by sphygmomanometer.
systolicPressure	xs:float	R	false	mmHg	The measurement of systolic pressure by sphygmomanometer.
meanPressure	xs:float	R	false	mmHg	The measurement of mean arterial pressure by sphygmomanometer.

1154

### 1155 5.3.1.84 spinLevel

1156 This ModuleClass provides capabilities to control and monitor the level of spin. It is intended to be part of devices  
1157 which use spinning function such as a washing machine and a dryer.

1158 **Table** エラー! [ホーム] タブを使用して、ここに表示する文字列に Nagłówek 4 を適用してください。-1:

1159

**DataPoints of spinLevel ModuleClass**

Name	Type	R/W	Optional	Unit	Documentation
spinLevelStrength	hd:enumSpinLevelStrength	RW	false		The value of spin-dry level (see clause 5.6.30). A higher value indicates a higher spin level.

1160

### 1161 5.3.1.85 steamClosetJobMode

1162 This ModuleClasses provides capabilities to control and monitor the job modes of steamCloset.

1163  
1164

**Table** エラー! [ホーム] タブを使用して、ここに表示する文字列に Nagłówek 4 を適用してください。 -1:  
**DataPoints of steamClosetJobMode ModuleClass**

Name	Type	R/W	Optional	Unit	Documentation
currentJobMode	hd:enumSteamClosetJobMode	RW	false		Currently active job mode (see clause 5.6.31).
currentJobModeName	xs:string	R	true		Name of current job mode as a string. This can be used when "currentJobMode" is vendor-specific.
jobModes	list of hd:enumSteamClosetJobMode	R	false		List of possible job states the device supports (see clause 5.6.31).

1165

1166

### 5.3.1.86 televisionChannel

1167

This ModuleClass provides capabilities to set and get channels of a device that has a channel list.

1168  
1169

**Table** エラー! [ホーム] タブを使用して、ここに表示する文字列に Nagłówek 4 を適用してください。 -1:  
**Actions of televisionChannel ModuleClass**

Return Type	Name	Argument	Optional	Documentation
none	upChannel	None	true	Change the current channel to the next channel in the stored list of available channels. If the current channel is the last one in the list, the new set channel may be the first one in the list.
none	downChannel	None	true	Change the current channel to the previous channel in the stored list of available channels. If the current channel is the first one in the list, the new set channel may be the last one in the list.

1170

1171  
1172

**Table** エラー! [ホーム] タブを使用して、ここに表示する文字列に Nagłówek 4 を適用してください。 -2:  
**DataPoints of televisionChannel ModuleClass**

Name	Type	R/W	Optional	Unit	Documentation
channelNumber	xs:integer	RW	false		Current channel number.
availableChannels	list of xs:integer	R	true		The list of available channel numbers which may be build by automatic scan and/or manual selction.
previousChannel	xs:integer	R	true		The channel number which was selected previously.
channelName	xs:string	R	true		Current human-friendly channel name in string, for example 'CNN'.

1173

1174

### 5.3.1.87 temperature

1175  
1176

This ModuleClass provides capabilities to represent the current temperature and target temperature of devices such as an air conditioner, refrigerator, oven etc.

1177  
1178

**Table** エラー! [ホーム] タブを使用して、ここに表示する文字列に Nagłówek 4 を適用してください。 -1:  
**DataPoints of temperature ModuleClass**

Name	Type	R/W	Optional	Unit	Documentation
currentTemperature	xs:float	R	false		The current temperature.
targetTemperature	xs:float	RW	true		The desired temperature to reach.
unit	hd:enumTemperatureUnit	RW	true	C or F or K	Default values is 'C'
minValue	xs:float	R	true		Minimum value of "targetTemperature".
maxValue	xs:float	R	true		Maximum value of "targetTemperature".
stepValue	xs:float	R	true		Step value allowed for "targetTemperature".

1179

### 1180 5.3.1.88 temperatureAlarm

1181 This ModuleClass provides the capabilities to indicate the detection of abnormal temperatures and raises an alarm if the  
1182 triggering criterion is met.

1183 **Table** エラー! [ホーム] タブを使用して、ここに表示する文字列に Nagłówek 4 を適用してください。 -1:

1184

**DataPoints of temperatureAlarm ModuleClass**

Name	Type	R/W	Optional	Unit	Documentation
unit	hd:enumTemperatureUnit	RW	true	C or F or K	Default value is 'C'
temperature	xs:float	R	true	Defined in the datapoint 'unit'	To report the value of the temperature.
highTemperatureAlarm	xs:boolean	R	false		High temperature alarm
highTemperatureAlarmThreshold	xs:float	RW	true	Defined in the datapoint 'unit'	The threshold of maximum temperature alarm.
lowTemperatureAlarm	xs:boolean	R	false		Low temperature alarm
lowTemperatureAlarmThreshold	xs:float	RW	true	Defined in the datapoint 'unit'	The threshold of minimum temperature alarm.
alarmTimestamp	xs:datetime	R	true		The timestamp since the alarm is active

1185

### 1186 5.3.1.89 textMessage

1187 This ModuleClass provides capabilities to set and get a text message.

1188 **Table** エラー! [ホーム] タブを使用して、ここに表示する文字列に Nagłówek 4 を適用してください。 -1:

1189

**Actions of textMessage ModuleClass**

Return Type	Name	Argument	Optional	Documentation
none	resetTextMessage	none	true	Reset the receiver of the message to the "defaultValue".

1190

1191 **Table** エラー! [ホーム] タブを使用して、ここに表示する文字列に Nagłówek 4 を適用してください。 -2:

1192

**DataPoints of textMessage ModuleClass**

Name	Type	R/W	Optional	Unit	Documentation
textMessage	xs:string	RW	false		The current message value.
supportedMessageValues	list of xs:string	R	true		List of supported values for the message. Each of the values in this list must be URL-encoded. An encoded value must not contain white spaces.
minLength	xs:integer	R	true		The optional minimum length in characters of the message. The default is 0.
maxLength	xs:integer	R	true		The optional maximum length in characters of the message. The default is unlimited.
messageEncoding	xs:string	R	true		The optional expected method for character encoding of the message. The default is "UTF-8".
defaultValue	xs:string	RW	true		The optional default value for "textMessage". The default is an empty string.

1193

### 1194 5.3.1.90 timer

1195 This ModuleClass provides capabilities to monitor and control the times when the appliance executes its operations, that  
1196 means when it starts, when it ends etc.

1197 **Table** エラー! [ホーム] タブを使用して、ここに表示する文字列に Nagłówek 4 を適用してください。 **90-1:**  
1198 **Actions of timer ModuleClass**

Return Type	Name	Argument	Optional	Documentation
none	activateClockTimer	None	true	Activate current clock timer.
none	deactivateClockTimer	None	true	Deactivate current clock timer.

1199

1200  
1201

**Table** エラー! [ホーム] タブを使用して、ここに表示する文字列に Nagłówek 4 を適用してください。 -2:  
**DataPoints of timer ModuleClass**

Name	Type	R/W	Optional	Unit	Documentation
referenceTimer	xs:integer	R	true		A timer (for example. a time-based value, App Defined Epoch, Progressive) expressed in seconds. The value indicates a time counter to be used as reference for the other time-based data points of this ModuleClass. Usually it is the time since the last event of power-on of the producer (or more in detail the time since the boot of its connectivity node).
targetTimeToStart	xs:integer	RW	true		A time span (for example a time-based value, App Defined Epoch, Fixed) expressed in seconds. The value indicates the time when the appliance is expected to start its operation, starting counting from the last "referenceTimer".
targetTimeToStop	xs:integer	RW	true		A time span (for example a time-based value, App Defined Epoch, Fixed) expressed in seconds. The value indicates the time when the appliance is expected to stop its operation, starting counting from the last "referenceTimer".
estimatedTimeToEnd	xs:integer	R	true		A timer (for example a time-based value, App Defined Epoch, Progressive) expressed in seconds. The value indicates the time to the end of an appliance's operations. It is calculated at runtime by the device itself during the execution of its operation.
runningTime	xs:integer	R	true		A timer (for example a time-based value, App Defined Epoch, Progressive) expressed in seconds. It indicates the time of the current operation. Usually its value is increasing one value per second. It starts counting from 0 when the operation starts and stops counting when the operation ends.
targetDuration	xs:integer	R	true		A time span (for a time-based value, App Defined Epoch, Fixed) expressed in seconds. The value indicates a time that represents the target duration of the operation as per user selection.
absoluteStartTime	m2m:timestamp	RW	true		An absolute time to specify the start time.
absoluteStopTime	m2m:timestamp	RW	true		An absolute time to specify the stop time.

1202

1203 5.3.1.91 turbo

1204 This ModuleClass provides capabilities to enable turbo mode and monitor the current status of the turbo function. It is  
 1205 intended to be part of devices which use turbo function such as an air conditioner, a washing machine etc.

1206 **Table** エラー! [ホーム] タブを使用して、ここに表示する文字列に Nagłówek 4 を適用してください。-1:  
 1207 **DataPoints of turbo ModuleClass**

Name	Type	R/W	Optional	Unit	Documentation
turboEnabled	xs:boolean	RW	false		The current status of the turbo mode. "True" indicates enabled, and "False" indicates not enabled.

1208

1209 5.3.1.92 uvSensor

1210 This ModuleClass describes the capabilities of an ultraviolet sensor.

1211 **Table** エラー! [ホーム] タブを使用して、ここに表示する文字列に Nagłówek 4 を適用してください。-1:  
 1212 **DataPoints of uvSensor ModuleClass**

Name	Type	R/W	Optional	Unit	Documentation
uvValue	xs:float	R	false	mW/cm <sup>2</sup>	
uvStatus	hd:enumUvStatus	R	true		The "uvStatus" indicates the level of the UV radiation status (see clause 5.6.35).

1213

1214 5.3.1.93 waterFlow

1215 This ModuleClass provides capabilities for controlling the water strength of a device.

1216 **Table** エラー! [ホーム] タブを使用して、ここに表示する文字列に Nagłówek 4 を適用してください。-1:  
 1217 **DataPoints of waterFlow ModuleClass**

Name	Type	R/W	Optional	Unit	Documentation
waterLevelStrength	hd:enumWaterFlowStrength	RW	false		The desired level of water flow (see clause 5.6.37). A higher value indicates higher water flow.

1218

1219 5.3.1.94 waterMeterAlarm

1220 This ModuleClass provides capabilities to provide alarm information of watermeter, such as the alarm of low water  
 1221 flow. Once an alarm is fired, a notification should be sent out from the device and no historical alarm is stored locally,  
 1222 therefore no need to associate timestamp with the alarms.

1223 **Table** エラー! [ホーム] タブを使用して、ここに表示する文字列に Nagłówek 4 を適用してください。-1:  
 1224 **DataPoints of waterMeterAlarm ModuleClass**



Name	Type	R/W	Optional	Unit	Documentation
highFlowAlarmThreshold	xs:float	RW	false	m <sup>3</sup>	The threshold of continuous high flow alarm.
highFlowDuration	xs:integer	RW	true	s	The duration of high water flow.
highFlowAlarm	xs:boolean	R	false		Continuous high water flow alarm
lowFlowAlarmThreshold	xs:float	RW	true	m <sup>3</sup>	The threshold of continuous low flow alarm.
lowFlowDuration	xs:integer	RW	true	s	The duration of low water flow.
lowFlowAlarm	xs:boolean	R	true		Continuous low water flow alarm
reverseFlowAlarmThreshold	xs:float	RW	true	m <sup>3</sup>	The threshold of continuous reverse flow alarm.
reverseFlowDuration	xs:integer	RW	true	s	The duration of reverse water flow.
reverseFlowAlarm	xs:boolean	R	false		Reverse flow alarm
highPressureAlarmThreshold	xs:float	RW	false	bar	The threshold of high water pressure alarm.
highPressureAlarm	xs:boolean	R	false		High water pressure alarm
lowPressureAlarmThreshold	xs:float	RW	false	bar	The threshold of low water pressure alarm.
lowPressureAlarm	xs:boolean	R	false		Low water pressure alarm
highTemperatureAlarmThreshold	xs:float	RW	false	C	The threshold of maximum water temperature alarm.
highTemperatureAlarm	xs:boolean	R	false		High water temperature alarm
lowTemperatureAlarmThreshold	xs:float	RW	false	C	The threshold of minimum water temperature alarm.
lowTemperatureAlarm	xs:boolean	R	false		Low water temperature alarm
highTemperatureInnerAlarmThreshold	xs:float	RW	true	C	The threshold of high temperature alarm inside water meter.
innerHighInternalTemperatureAlarm	xs:boolean	R	true		Internal high temperature alarm
innerErrorAlarm	xs:boolean	R	true		Internal error alarm
innerTemperatureSensorFault	xs:boolean	R	true		Internal temperature sensor failure
tamperAlarm	xs:boolean	R	true		Data was tampered alarm
waterTemperatureSensorFault	xs:boolean	R	false		Water temperature sensor failure
pressureSensorFault	xs:boolean	R	true		Pressure sensor failure
communicationAlarm	xs:boolean	R	true		Communication abnormality alarm
magneticInterference	xs:boolean	R	true		Magnetic interference warning
storageFault	xs:boolean	R	true		Storage failure alarm
urgencyButtonPush	xs:boolean	R	true		Indicate the event of the urgency button being pushed. Pushing the urgency button may give a user a temporary right to still use the water meter (e.g. for 3 days) after an unpaid bill.
buttonFault	xs:boolean	R	true		Button error flag
demolitionAlarm	xs:boolean	R	true		Demolition sign
impulseFault	xs:boolean	R	true		Pulse anomaly flag
vibrationSensorFault	xs:boolean	R	true		Vibration sensor failure

1225

## 1226 5.3.1.95 waterMeterReportInfo

1227 This ModuleClass provides information of measurements of the watermeter.

1228 **Table** エラー! [ホーム] タブを使用して、ここに表示する文字列に Nagłówek 4 を適用してください。-1:  
1229 **DataPoints of waterMeterReportInfo ModuleClass**

Name	Type	R/W	Optional	Unit	Documentation
dailyUseWaterTime	xs:integer	R	true	s	The total time of water consumption daily.
cumulativeFlow	xs:float	R	false	m <sup>3</sup>	The total consumption of water(since the activation of the meter).
cumulativeFlowDaily	xs:float	R	true	m <sup>3</sup>	The cumulative daily consumption of water (begins at 00:00).
positiveCumulativeFlow	xs:float	R	true	m <sup>3</sup>	The positive cumulative consumption of water daily (begins at 00:00).
negativeCumulativeFlow	xs:float	R	true	m <sup>3</sup>	The negative cumulative consumption of water daily (begins at 00:00).
peakFlowRate	xs:float	R	true	m <sup>3</sup> /h	Daily maximum instantaneous water flow rate.
peakFlowRateTime	m2m:timestamp	R	true		The timestamp of the daily highest instantaneous water flow rate.
lowestFlowRate	xs:float	R	true	m <sup>3</sup> /h	Daily lowest instantaneous water flow rate.
lowestFlowRateTime	m2m:timestamp	R	true		The timestamp of daily lowest instantaneous water flow rate.
peakReverseFlowRate	xs:float	R	true	m <sup>3</sup> /h	Daily reverse maximum instantaneous water flow rate.
peakReverseFlowRateTime	m2m:timestamp	R	true		The timestamp of daily reverse highest instantaneous water flow rate.
lowestReverseFlowRate	xs:float	R	true	m <sup>3</sup> /h	Daily reverse lowest instantaneous water flow rate.
lowestReverseFlowRateTime	m2m:timestamp	R	true		The timestamp of daily reverse lowest instantaneous water flow rate.
intervalFlow	list of xs:float	R	true	m <sup>3</sup>	Water consumption records measured at the interval of "flowInterval" described in 5.3.1.96 per day.
reverseIntervalFlow	list of xs:float	R	true	m <sup>3</sup>	Water reverse consumption records measured at the interval of "reverseFlowInterval" described in 5.3.1.96 per day.
waterIntervalTemperature	list of xs:float	R	true	C	Water temperature records measured at the interval of "waterTemperatureInterval" described in 5.3.1.96 per day.
waterIntervalPressure	list of xs:float	R	true	bar	Water pressure records measured at the interval of "waterPressureInterval" described in 5.3.1.96 per day.

1230

## 1231 5.3.1.96 waterMeterSetting

1232 This ModuleClass provides capabilities to set service parameters for data sampling and reporting.

1233 **Table** エラー! [ホーム] タブを使用して、ここに表示する文字列に Nagłówek 4 を適用してください。 -1:

1234

**DataPoints of waterMeterSetting ModuleClass**

Name	Type	R/W	Optional	Unit	Documentation
flowInterval	xs:integer	RW	false	s	The measurement interval of water consumption.
reverseFlowInterval	xs:integer	RW	false	s	The measurement interval of reverse water consumption.
waterTemperatureInterval	xs:integer	RW	true	s	The measurement interval of water temperature.
waterPressureInterval	xs:integer	RW	true	s	The measurement interval of reverse water pressure.
intensiveSampleInterval	xs:integer	RW	true	s	The time interval of intensive data sampling.
intensiveReportInterval	xs:integer	RW	true	s	The time interval of intensive data report.
intensiveReportStartTime	m2m:timestamp	RW	true		The start time of data intensive report.

1235

1236

1237 5.3.1.97 waterSensor

1238 This ModuleClass provides the capabilities to indicate whether or not water has been sensed, and raising an alarm if the  
1239 triggering criterion is met.

1240 **Table** エラー! [ホーム] タブを使用して、ここに表示する文字列に Nagłówek 4 を適用してください。 -1:  
1241 **DataPoints of waterSensor ModuleClass**

Name	Type	R/W	Optional	Unit	Documentation
alarm	xs:boolean	R	false		The detection of water. The alarm is indicated as follows: "True" indicates that water has been detected, "False" indicates a normal status, that means that water is not detected.

1242

1243 5.3.1.98 waterQualityMonitor

1244 This ModuleClass provides the information of water quality detection.

1245 **Table** エラー! [ホーム] タブを使用して、ここに表示する文字列に Nagłówek 4 を適用してください。 -1:  
1246 **DataPoints of waterQualityMonitor ModuleClass**

Name	Type	R/W	Optional	Unit	Documentation
algae	xs:float	R	true	mg/L	Blue-green algae
anionics	xs:float	R	true	mg/L	An-ionic surfactant
aroh	xs:float	R	true	mg/L	Volatile phenol (ArOH)
as	xs:float	R	true	mg/L	Arsenic (As)
biotoxicity	xs:float	R	true	mg/L	Biological toxicity
bod	xs:float	R	true	mg/L	Biochemical oxygen demand (BOD) is the amount of dissolved oxygen consumed during the biochemical reaction of biodegradable organic matter that is decomposed by microorganisms in water under certain conditions.
cod	xs:float	R	true	mg/L	Chemical oxygen demand (COD) is the amount of reducing substance that needs to be oxidized in a water sample.
conductivity	xs:float	R	true	S/m (siemens per meter)	Conductivity is a parameter used to describe the ease of charge flow in a substance.
cd	xs:float	R	true	mg/L	Cadmium (Cd)
chlorophyll_a	xs:float	R	true	mg/L	Chlorophyll a
cn	xs:float	R	true	mg/L	Cyanide (CN)
cr6	xs:float	R	true	mg/L	Hexavalent chromium (Cr6)
cu	xs:float	R	true	mg/L	Cuprum (Cu)
do	xs:float	R	true	mg/L	Dissolved oxygen (DO). Molecular oxygen in the air dissolved in water is called dissolved oxygen
f	xs:float	R	true	mg/L	Fluoride (F)
fe	xs:float	R	true	mg/L	Total iron (Fe)
ftu	xs:float	R	true	mg/L	Turbidity (FTU) which refers to degree of hindrance of the solution as the light passes through it.
hg	xs:float	R	true	mg/L	Mercury (Hg)
kmno4	xs:float	R	true	mg/L	Permanganate index which refers to the amount of oxidant consumed in the water samples using potassium permanganate as an oxidant in an acidic or alkaline medium. (KMnO4)
nh3nh4	xs:float	R	true	mg/L	Ammonia nitrogen (NH3NH4) is the nitrogen in the form of free ammonia (NH3) and ammonium ions (NH4+) in water.
no3n	xs:float	R	true	mg/L	Nitrate nitrogen (NO3N)
oil	xs:float	R	true	mg/L	Petroleum pollutants
pb	xs:float	R	true	mg/L	Lead (Pb)
ph	xs:float	R	true		Potential Of Hydrogen (pH)
sulfide	xs:float	R	true	mg/L	Sulfide
temperature	xs:float	R	true	C	Water temperature
tn	xs:float	R	true	mg/L	Total nitrogen (TN) which is defined as the total amount of various forms of inorganic and organic nitrogen in water.
tp	xs:float	R	true	mg/L	Total phosphorus (TP) which is the result of the conversion of various forms of phosphorus into orthophosphate after digestion of the water sample, measured in milligrams of phosphorus per liter of water sample.
zn	xs:float	R	true	mg/L	Zinc (Zn)

1247

1248

1249 **5.3.1.99 weight**

1250 This ModuleClass provides the capability to report the measurement of weight.

1251 **Table** エラー! [ホーム] タブを使用して、ここに表示する文字列に Nagłówek 4 を適用してください。-1:  
1252 **DataPoints of weight ModuleClass**

Name	Type	R/W	Optional	Unit	Documentation
weight	xs:float	R	false	kg	The weight measurement.
unit	hd:enumWeightUnit	RW	true		The unit of measure for the weight values. The default is kilogram (kg). (see clause 5.6.5).

1253

## 1254 5.3.1.100 anemometer

1255 This ModuleClass provides the capabilities to indicate the measure of the wind speed.

1256 **Table** エラー! [ホーム] タブを使用して、ここに表示する文字列に Nagłówek 4 を適用してください。-1:  
 1257 **DataPoints of anemometer ModuleClass**

Name	Type	R/W	Optional	Unit	Documentation
speed	xs:float	R	false	km/h	The speed of the wind

1258

## 1259 5.3.1.101 barometer

1260 This ModuleClass provides the capabilities to measure the atmospheric pressure and indicate the detection of abnormal  
 1261 pressure, and raise an alarm if a triggering criterion is met.

1262 **Table** エラー! [ホーム] タブを使用して、ここに表示する文字列に Nagłówek 4 を適用してください。-1:  
 1263 **DataPoints of barometer ModuleClass**

Name	Type	R/W	Optional	Unit	Documentation
alarm	xs:boolean	R	true		This data point indicates the status of detection of an abnormal pressure. "True" indicates an abnormal pressure, "False" indicates a normal pressure.
atmosphericPressure	xs:float	R	false	hPa	To report the value of the atmospheric pressure.
minPressureThreshold	xs:integer	RW	true	hPa	The min threshold to trigger the alarm.
maxPressureThreshold	xs:integer	RW	true	hPa	The max threshold to trigger the alarm.

1264

## 1265 5.3.1.102 rainGauge

1266 This ModuleClass provides the capabilities to measure the height of fallen rain.

1267 **Table** エラー! [ホーム] タブを使用して、ここに表示する文字列に Nagłówek 4 を適用してください。-1:  
 1268 **Actions of rainGauge ModuleClass**

Return Type	Name	Argument	Optional	Documentation
none	reset	none	false	Empty the water container. Set the height value to 0.

1269

1270 **Table** エラー! [ホーム] タブを使用して、ここに表示する文字列に Nagłówek 4 を適用してください。-2:  
 1271 **DataPoints of rainGauge ModuleClass**

Name	Type	R/W	Optional	Unit	Documentation
height	xs:integer	R	false	mm	This data point indicates the number of mm of rainfall since the last reset of the device.

1272

## 1273 5.3.1.103 infraredSensor

1274 This ModuleClass provides the capabilities to indicate whether or not an object has been sensed.

1275  
1276

**Table** エラー! [ホーム] タブを使用して、ここに表示する文字列に Nagłówek 4 を適用してください。 **103-1: DataPoints of infraredSensor ModuleClass**

Name	Type	R/W	Optional	Unit	Documentation
detectedValue	xs:boolean	R	false		The "detectedValue" indicates as follows: "True" means that an object is detected, "False" means no object is detected.
detectedTime	m2m:timestamp	R	false		The time when the object was detected.

1277

### 5.3.1.104 disposal

1278

This ModuleClass provides capabilities to control the status of the disposing functionality for garbage disposal.

1279  
1280

**Table** エラー! [ホーム] タブを使用して、ここに表示する文字列に Nagłówek 4 を適用してください。 **-1: DataPoints of disposal ModuleClass**

Name	Type	R/W	Optional	Unit	Documentation
disposalStatus	xs:boolean	RW	false		The status of disposal. "True" indicates disposing, "False" indicates not disposing.

1281

1282

### 5.3.1.105 waterFilterType

1283

This ModuleClass indicates the type of the water purifier.

1284  
1285

**Table** エラー! [ホーム] タブを使用して、ここに表示する文字列に Nagłówek 4 を適用してください。 **-1: DataPoints of waterFilterType ModuleClass**

Name	Type	R/W	Optional	Unit	Documentation
filterType	hd:enumWaterFilterType	R	false		The type of water purifier. list of Water Filter Type(see clause5.6.41).

1286

1287

### 5.3.1.106 touchScreen

1288

This ModuleClass provides the capability to get selections of a user from the pre-defined menus on the screen as parts of a process of charging transportation payment card of the user.

1289

1290

**Table 5.3.1.106-1: DataPoints of touchScreen ModuleClass**

Name	Type	R/W	Optional	Unit	Documentation
pushed	xs:boolean	R	false		This data point indicates the press of the button. (1..N)
positionX	xs:integer	R	false	pixel	This data point indicates the horizontal position of the touching. (1..N)
positionY	xs:integer	R	false	pixel	This data point indicates the vertical position of the touching. (1..N)

1291

1292

### 5.3.1.107 prePaidCardReader

1293

The Pre-paid card reader ModuleClass provides functions to read NFC card and indicates its information..

1294

**Table 5.3.1.107-1: DataPoints of prePaidCardReader ModuleClass**

Name	Type	R/W	Optional	Unit	Documentation
readStatus	xs:boolean	R	false		This data point indicates the status of reading the pre-paid card. "True" means the reader reads the pre-paid card successfully.
cardInfo	xs:integer	R	false		The card information is consisted of numbers of integer values. (1..N)
balance	xs:float	RW	false		This data point indicates the balance of the pre-paid card.
currency	xs:string	R	true		The currency is depended on the country which the card is used. For example, the unit could be "Dollar" or "\$" in US, "Euro" in EU and "Won" in Korea.

1295

1296 **5.3.1.108 billDeposit**

1297 This ModuleClass provides the capability to deposit bills, indicates the balance of the deposited bills and detects fake.

1298

**Table 5.3.1.108-1: DataPoints of billDeposit ModuleClass**

Name	Type	R/W	Optional	Unit	Documentation
depositStatus	xs:boolean	R	false		This data point indicates the deposit is made successfully or not.
balance	xs:float	R	false		This data point indicates the balance of the deposited bills.
count	xs:integer	R	false		The data point indicates the number of bills which are deposited. [1..N]
currency	xs:string	R	true		The currency is depended on the country which the deposited bills are used. For example, the currency could be "Dollar" in US, "Euro" in EU and "Won" in Korea.
fakeStatus	xs:boolean	R	false		This data point indicates that the deposited bills are fake notes.

1299

1300 **5.3.1.109 billWithdrawal**

1301 This ModuleClass provides the capability to withdraw bills which are deposited by the billDepositModule.

1302

**Table 5.3.1.109-1: DataPoints of billWithdrawal ModuleClass**

Name	Type	R/W	Optional	Unit	Documentation
withdrawalStatus	xs:boolean	R	false		This data point indicates the withdrawal is made successfully or not.
balance	xs:float	R	false		This data point indicates the balance of the withdrawn bills.
count	xs:integer	R	false		The data point indicates the number of bills which are withdrawn. [1..N]

1303

1304 **5.3.1.110 coinDeposit**

1305 This ModuleClass provides the capability to deposit coins, indicates the balance of the deposited coins and detects fake.

1306

**Table 5.3.1.110-1: DataPoints of coinDeposit ModuleClass**

Name	Type	R/W	Optional	Unit	Documentation
depositStatus	xs:boolean	R	false		This data point indicates the deposit is made successfully or not.
balance	xs:float	R	false		This data point indicates the balance of the deposited coins.
count	xs:integer	R	false		The data point indicates the number of coins which are deposited.
currency	xs:string	R	true		The currency is depended on the country that the deposited coins are used. For example, the unit could be "Dollar" in US, "Euro" in EU and "Won" in Korea.
fakeStatus	xs:boolean	R	false		This data point indicates that the deposited coins are fake.

1307

### 1308 5.3.1.111 cashDispenser

1309 This ModuleClass provides the capability to withdraw designated amount of cash or returns all the deposited bills and  
1310 coins by the billDepositModule and coinDepositModule.

1311

**Table 5.3.1.111-1: DataPoints of cashDispenser ModuleClass**

Name	Type	R/W	Optional	Unit	Documentation
dispenseStatus	xs:boolean	R	false		This data point indicates the dispense is successful or not.
balance	xs:float	R	false		This data point indicates the balance of the dispensed bills and coins.
count	xs:integer	R	false		The data point indicates the number of bills and coins which are dispensed.
currency	xs:string	R	true		The currency is depended on the country that the dispensed bills and coins are used. For example, the unit could be "Dollar" in US, "Euro" in EU and "Won" in Korea.

1312

### 1313 5.3.1.112 cardScanner

1314 This ModuleClass provides the capability to scan an image of a card, gets the card information from the image and  
1315 provides the information..

1316

**Table 5.3.1.112-1: DataPoints of cardScanner ModuleClass**

Name	Type	R/W	Optional	Unit	Documentation
scanStatus	xs:boolean	R	false		This data point indicates the scanning process is successful.
cardInfo	xs:integer	R	false		The card information is consisted of numbers of integer values. (1..N)

1317

### 1318 5.3.1.113 traceSensor

1319 This ModuleClass provides the capabilities to indicate the heading (e.g. status of get-in and get-out) of a pedestrian or a  
1320 vehicle which crossing a control point (e.g. entrance and gate).



1321

**Table 5.3.1.113-1: DataPoints of traceSensor ModuleClass**

Name	Type	R/W	Optional	Unit	Documentation
heading	xs:float	RW	true		The azimuth of a device measured in degrees to true north. North is 0.0 degrees, east is 90.0 degrees, south is 180.0 degrees, west is 270.0 degrees. A negative value indicates an unknown heading.
headingAccuracy	xs:float	R	true	deg	The optional current maximum deviation between the heading and the true geomagnetic heading.

1322

1323

**5.3.1.114 directionPanel**

1324

This ModuleClass displays a signal (e.g. direction arrow) to indicate a gate is permitted to get-in or get-out on a panel.

1325

**Table 5.3.1.114-1: DataPoints of directionPanel ModuleClass**

Name	Type	R/W	Optional	Unit	Documentation
direction	xs:boolean	RW	false		The direction is true, the panel indicates go forward signal or icon. If the direction is false, the panel displays stop signal or icon.

1326

1327

**5.3.1.115 crossingBarrier**

1328

An active barrier is used to block a pedestrian or vehicle from a control point (e.g. entrance and gate).

1329

**Table 5.3.1.115-1: DataPoints of crossingBarrier ModuleClass**

Name	Type	R/W	Optional	Unit	Documentation
barrierDefault	xs:boolean	RW	true		The value of the barrier default is true, the default status of the barrier is closed and vice versa.
barrierStatus	xs:boolean	RW	false		The value of the barrier status is true, the barrier is closed and vice versa.
timer	xs:time	RW	true		The timer indicates the duration of barrierStatus is changed. This means that barrierStatus is set to the current value of barrierDefault.

1330

1331

**5.3.1.116 3DDisplay**

1332

This ModuleClass provides capabilities to give the information of a 3D display.

1333

**Table 5.3.1.116-1: DataPoints of 3DDisplay ModuleClass**

Name	Type	R/W	Optional	Unit	Documentation
3DDisplayType	cod:enum3DDisplayType	R	false		The type of 3D display technology (see clause 5.6.52)
3DDisplayViewAngle	xs:integer	R	true	degree	This data point indicates viewing angle of the 3D display (1..360)
3DDisplayResolutionX	xs:integer	R	true		This data point indicates resolution of X-axis of the 3D display.
3DDisplayResolutionY	xs:integer	R	true		This data point indicates resolution of Y-axis of the 3D display.
3DGlasses	xs:boolean	R	true		This data point indicates the 3D display uses 3D glasses (TRUE) or not.

1334

1335 **5.3.1.117 3DScanner**

1336 This ModuleClass provides the capability to scanning 3D object for the user.

1337

**Table 5.3.1.117-1: DataPoints of 3DScanner ModuleClass**

Name	Type	R/W	Optional	Unit	Documentation
3DScannerType	cod:enum3DScannerType	R	false		This data point indicates type of the 3D scanner
3DScanResolution	xs:integer	R	false	dpi	This data point indicates the scanning resolution.
maxSizeX	xs:float	R	true	cm	This data point indicates the maximum horizontal size of the scanning.
maxSizeY	xs:float	R	true	cm	This data point indicates the maximum vertical size of the scanning.
maxSizeZ	xs:float	R	true	cm	This data point indicates the maximum depth of the scanning.

1338

1339

1340

1341

1342 5.3.2 City Domain

1343 5.3.3 Health Domain

1344 5.3.4 Home Domain

1345 5.3.5 Industry Domain

1346 5.3.6 Vehicular Domain

1347 5.3.7 Agriculture Domain

1348 5.3.7.1 cowActivityMonitor

1349 This ModuleClass provides capabilities to measure activity data in terms of step count. The data sampling rate is every  
1350 hour by default.

1351 **Table** エラー! [ホーム] タブを使用して、ここに表示する文字列に Nagłówek 4 を適用してください。 -1:  
1352 **DataPoints of cowActivityMonitor ModuleClass**

Name	Type	R/W	Optional	Unit	Documentation
stepsPerPeriod	list of xs:integer	R	false		Counted steps per hour during each report period. The value is updated every report period. The length of the report period can be configured by the <i>periodicalReportConfig</i> ModuleClass. If not configured, the default length of the period is 1 hour. If the report period is longer than 1 hour, this data point may contain multiple data samples (one for each hour) during last period. The report period should always be set to longer than 1 hour which is the data sampling period. The start time of the data sampling and report period is implementation specific, e.g. the power-on time.
updateTime	xs:datetime	R	true		A timestamp that indicates the update time of the <i>stepsPerPeriod</i> data point.
historyStepCounts	list of xs:integer	R	false		The list of stepCounts per hour during the last 24 hours (in total 24 data samples).

1353

1354 5.3.8 Railway Domain

1355 5.3.8.1 baliseTransmissionModule

1356 A balise is an electronic beacon or transponder placed between the rails of a railway as part of an automatic train  
1357 protection (ATP) system.

1358 The Balise Transmission Module(BTM) ModuleClasses provides capabilities to indicate and to get balise information.

1359 **Table** エラー! [ホーム] タブを使用して、ここに表示する文字列に Nagłówek 4 を適用してください。 -1:  
1360 **DataPoints of baliseTransmissionModule ModuleClass**

Name	Type	R/W	Optional	Unit	Documentation
baliseSystemId	hd:enumBaliseSystemIndicator	R	true		Get the hd:enumBaliseSystemIndicator (see clause 5.6.38).
telegramMessage	xs:string	R	true		The telegramMessage is system-specific.

1361

1362

## 1363 5.4 SubDevice models

### 1364 5.4.1 Common Domain

#### 1365 5.4.1.1 subDeviceCuff

1366 A cuff is a subDevice that expresses the attachment device for measuring blood pressure.

1367 **Table** エラー! [ホーム] タブを使用して、ここに表示する文字列に Nagłówek 4 を適用してください。-1:  
1368 **Modules of subDeviceCuff model**

Module Instance Name	Module Class Name	Multiplicity	Description
binarySwitch	binarySwitch	0..1	See clause 5.3.1.12.
sphygmomanometer	sphygmomanometer	1	See clause 5.3.1.83.
pulsemeter	pulsemeter	1	See clause 5.3.1.68.

1369

#### 1370 5.4.1.2 subDevicePowerOutlet

1371 A powerOutlet is a subDevice that specifies the attachment device for deviceSmartPlug.

1372 **Table** エラー! [ホーム] タブを使用して、ここに表示する文字列に Nagłówek 4 を適用してください。2-1:  
1373 **Modules of subDevicePowerOutlet model**

Module Instance Name	Module Class Name	Multiplicity	Description
binarySwitch	binarySwitch	0..1	See clause 5.3.1.12.
energyConsumption	energyConsumption	0..1	See clause 5.3.1.32.
overcurrentSensor	overcurrentSensor	0..1	See clause 5.3.1.58.
dimmingLevel	numberValue	0..1	See clause 5.3.1.55. This provides the capability to change the energy.

1374

### 1375 5.4.2 City Domain

### 1376 5.4.3 Health Domain

### 1377 5.4.4 Home Domain

### 1378 5.4.5 Industry Domain

### 1379 5.4.6 Vehicular Domain

## 1380 5.5 Device models

### 1381 5.5.1 Common Domain

#### 1382 5.5.1.1 device3DPrinter

1383 A 3D printer is a smart home appliance to provide 3D printing capabilities.

1384 **Table** エラー! [ホーム] タブを使用して、ここに表示する文字列に Nagłówek 4 を適用してください。 -1:

1385 **Modules of device3DPrinter Device model**

Module Instance Name	Module Class Name	Multiplicity	Description
binarySwitch	binarySwitch	1	See clause 5.3.1.12.
faultDetection	faultDetection	0..1	See clause 5.3.1.34.
3Dprinter	3Dprinter	1	See clause 5.3.1.1.
runState	runState	1	See clause 0.
temperature	temperature	1	See clause 5.3.1.87. This value of "currentTemperature" in this module instance represents the temperature of the nozzle. This value SHALL be a float number in a range from 0.0 to 1000.0.
printQueue	printQueue	1	See clause 5.3.1.67.

1386

### 1387 5.5.1.2 deviceAirQualityMonitor

1388 An air quality monitor is an environmental monitoring device used to monitor the air quality.

1389 **Table** エラー! [ホーム] タブを使用して、ここに表示する文字列に Nagłówek 4 を適用してください。 -1:

1390 **Modules of deviceAirQualityMonitor Device model**

Module Instance Name	Module Class Name	Multiplicity	Description
airQualitySensor	airQualitySensor	1	See clause 5.3.1.6.
battery	battery	0..1	See clause 5.3.1.10.
connectivity	connectivity	0..1	See clause 5.3.1.25.
periodicalReportConfig	periodicalReportConfig	0..1	See clause 5.3.1.63.

1391

### 1392 5.5.1.3 deviceAudioReceiver

1393 An audio receiver is a device that receives audio signals from a number of sources, processing them to drive speakers.

1394 **Table** エラー! [ホーム] タブを使用して、ここに表示する文字列に Nagłówek 4 を適用してください。 -1:

1395 **Modules of deviceAudioReceiver model**

Module Instance Name	Module Class Name	Multiplicity	Description
binarySwitch	binarySwitch	1	See clause 5.3.1.12.
audioVolume	audioVolume	1	See clause 5.3.1.8.
mediaInput	mediaSelect	0..1	See clause 5.3.1.53.
mediaOutput	mediaSelect	0..1	See clause 5.3.1.53.

1396

### 1397 5.5.1.4 deviceCamera

1398 A camera is an optical instrument for recording or capturing images, which may be stored locally or transmitted to  
1399 another locations.

1400 **Table** エラー! [ホーム] タブを使用して、ここに表示する文字列に Nagłówek 4 を適用してください。 -1:

1401 **Modules of deviceCamera Device model**

Module Instance Name	Module Class Name	Multiplicity	Description
sessionDescription	sessionDescription	1	See clause 5.3.1.77.
playerControl	playerControl	0..1	See clause 5.3.1.65.
motionSensor	motionSensor	0..1	See clause 5.3.1.54.

1403 5.5.1.5 deviceDoor

1404 A door is a device that is used to open and close a door.

1405 **Table** エラー! [ホーム] タブを使用して、ここに表示する文字列に Nagłówek 4 を適用してください。-1:  
1406 **Modules of deviceDoor model**

Module Instance Name	Module Class Name	Multiplicity	Description
openLevel	openLevel	0..1	See clause 5.3.1.56.
doorlock	lock	0..1	See clause 5.3.1.52.
doorStatus	doorStatus	0..1	See clause 5.3.1.29.

1407

1408 5.5.1.6 deviceDoorLock

1409 A door lock is a device that can be used to lock, for example, a door.

1410 **Table** エラー! [ホーム] タブを使用して、ここに表示する文字列に Nagłówek 4 を適用してください。-1:  
1411 **Modules of deviceDoorLock Device model**

Module Instance Name	Module Class Name	Multiplicity	Description
doorLock	lock	1	See clause 5.3.1.52.
doorStatus	doorStatus	0..1	See clause 5.3.1.29.
battery	battery	0..1	See clause 5.3.1.10.

1412

1413 5.5.1.7 deviceLight

1414 A light is a device that is used to control the state of an illumination appliance.

1415 **Table** エラー! [ホーム] タブを使用して、ここに表示する文字列に Nagłówek 4 を適用してください。-1:  
1416 **Modules of deviceLight Device model**

Module Instance Name	Module Class Name	Multiplicity	Description
faultDetection	faultDetection	0..1	See clause 5.3.1.34.
binarySwitch	binarySwitch	1	See clause 5.3.1.12.
runState	runState	0..1	See clause 0.
colour	colour	0..1	See clause 5.3.1.23.
colourSaturation	colourSaturation	0..1	See clause 5.3.1.24.
brightness	brightness	0..1	See clause 5.3.1.17.
timer	timer	0..1	See clause 5.3.1.90.

1417

1418 5.5.1.8 deviceMultiFunctionPrinter

1419 A Multi Function Printer (MFP) is an office machine which incorporates the functionality of multiple devices in one, so  
1420 as to have a smaller footprint in home or office. A typical MFP may act as a combination of printer, scanner and more.  
1421 This MFP information model provides capabilities to control and monitor MFP specific functions and resources.

1422 **Table** エラー! [ホーム] タブを使用して、ここに表示する文字列に Nagłówek 4 を適用してください。-1:  
1423 **Modules of deviceMultiFunctionPrinter Device model**

Module Instance Name	Module Class Name	Multiplicity	Description
binarySwitch	binarySwitch	1	See clause 5.3.1.12.
printerRunState	runState	1	See clause 0.
scannerRunState	runState	0..1	See clause 0.
autoDocumentFeeder	autoDocumentFeeder	0..1	See clause 5.3.1.9.
printQueue	printQueue	0..1	See clause 5.3.1.67.

1424

### 5.5.1.9 devicePrinter

A printer is a device that is used to monitor or control the state of a printing appliance.

**Table** エラー! [ホーム] タブを使用して、ここに表示する文字列に Nagłówek 4 を適用してください。 -1:

**Modules of devicePrinter Device model**

Module Instance Name	Module Class Name	Multiplicity	Description
binarySwitch	binarySwitch	1	See clause 5.3.1.12.
runState	runState	0..1	See clause 0.
printQueue	printQueue	0..1	See clause 5.3.1.67.

### 5.5.1.10 deviceScanner

A scanner is a device that optically scans images, printed text, handwriting or an object, and converts it to a digital image.

**Table** エラー! [ホーム] タブを使用して、ここに表示する文字列に Nagłówek 4 を適用してください。 -1:

**Modules of deviceScanner model**

Module Instance Name	Module Class Name	Multiplicity	Description
binarySwitch	binarySwitch	1	See clause 5.3.1.12.
runState	runState	1	See clause 0.
autoDocumentFeeder	autoDocumentFeeder	0..1	See clause 5.3.1.9.

### 5.5.1.11 deviceSmartPlug

A smart plug is a device that can turn on and off a connected appliance.

**Table** エラー! [ホーム] タブを使用して、ここに表示する文字列に Nagłówek 4 を適用してください。 -1:

**Modules of deviceSmartPlug model**

Module Instance Name	Module Class Name	Multiplicity	Description
binarySwitch	binarySwitch	0..1	See clause 5.3.1.12.
faultDetection	faultDetection	0..1	See clause 5.3.1.34.
remoteControlEnable	remoteControlEnable	0..1	See clause 5.3.1.73.

**Table** エラー! [ホーム] タブを使用して、ここに表示する文字列に Nagłówek 4 を適用してください。 -2:

**Subdevice of deviceSmartPlug Device model**

Subdevice Instance Name	Subdevice Name	Multiplicity	Description
powerOutlet0	subDevicePowerOutlet	1..N	See clause 5.4.1.2.

### 5.5.1.12 deviceSwitch

A switch is a device that is used to control and monitor the state of power.

**Table** エラー! [ホーム] タブを使用して、ここに表示する文字列に Nagłówek 4 を適用してください。 -

**1deviceSwitch Device model**

Module Instance Name	Module Class Name	Multiplicity	Description
binarySwitch	binarySwitch	1	See clause 5.3.1.12.

1449

## 1450 5.5.1.13 deviceThermometer

1451 A thermometer is a device that can be used to check, for example, the body or other temperatures.

1452 **Table** エラー! [ホーム] タブを使用して、ここに表示する文字列に Nagłówek 4 を適用してください。 -1:

1453

**Modules of deviceThermoMeter Device model**

Module Instance Name	Module Class Name	Multiplicity	Description
temperature	temperature	1	See clause 5.3.1.87.
battery	battery	1	See clause 5.3.1.10.
temperatureAlarm	temperatureAlarm	0..1	See clause 5.3.1.88

1454

1455

## 1456 5.5.1.14 deviceThermostat

1457 A thermostat is used to control the ambient temperature of rooms within, for example, a house. This information model  
1458 provides capabilities to interact with specific functions of thermostats.1459 **Table** エラー! [ホーム] タブを使用して、ここに表示する文字列に Nagłówek 4 を適用してください。 -1:

1460

**Modules of deviceThermostat Device model**

Module Instance Name	Module Class Name	Multiplicity	Description
runState	runState	0..1	See clause 0. The possible values of the "supportedModes" datapoint for the thermostat device are included in clause 5.6.23.
timer	timer	0..1	See clause 5.3.1.90.
temperature	temperature	1	See clause 5.3.1.87.

1461

## 1462 5.5.1.15 deviceWaterValve

1463 A water valve is a device that is used to turn the water supply ON or OFF remotely.

1464 **Table** エラー! [ホーム] タブを使用して、ここに表示する文字列に Nagłówek 4 を適用してください。 -1:

1465

**Modules of waterValve Device model**

Module Instance Name	Module Class Name	Multiplicity	Description
openLevel	openLevel	1	See clause 5.3.1.56.

1466

## 1467 5.5.1.16 deviceServiceButton

1468 A service button is a device that initiates and controls technical or business processes, such as ordering consumer and  
1469 industrial goods over the Internet. It may support optional ModuleClasses to present information to a user, such as  
1470 presenting textual and graphical information.1471 **Table** エラー! [ホーム] タブを使用して、ここに表示する文字列に Nagłówek 4 を適用してください。 -1:

1472

**Modules of deviceServiceButton Device model**

Module Instance Name	Module Class Name	Multiplicity	Description
pushButton	pushButton	1	See clause 5.3.1.69.
connectivity	connectivity	0..1	See clause 5.3.1.25
operationMode	operationMode	0..1	See clause 5.3.1.57.
battery	battery	0..1	See clause 5.3.1.10.
textMessage	textMessage	0..1	See clause 5.3.1.89. This ModuleClass may be used to



			present textual information to a user.
image	binaryObject	0..1	See clause 5.3.1.11. This ModuleClass may be used to present graphical information to a user.
credentials	credentials	0..1	See clause 5.3.1.27.
geoLocation	geoLocation	0..1	See clause 5.3.1.41. This ModuleClass may be used to detect and report the geo-location of a deviceServiceButton device.

1473

### 1474 5.5.1.17 deviceGenericSensor

1475 A device that is composed of one or more basic sensors. This generic model is proposed to represent very simple  
1476 appliances that feature one or more sensing behaviors (mono/multi sensors).

1477 **Table** エラー! [ホーム] タブを使用して、ここに表示する文字列に Nagłówek 4 を適用してください。-1:

1478 **Modules of deviceGenericSensor Device model**

Module Instance Name	Module Class Name	Optional	Description
temperatureAlarm	temperatureAlarm	0..1	See clause 5.3.1.88
acousticSensor	acousticSensor	0..1	See clause 5.3.1.2
impactSensor	impactSensor	0..1	See clause 5.3.1.47
motionSensor	motionSensor	0..1	See clause 5.3.1.54
smokeSensor	smokeSensor	0..1	See clause 5.3.1.82
uvSensor	uvSensor	0..1	See clause 5.3.1.92
waterSensor	waterSensor	0..1	See clause 5.3.1.84

1479

### 1480 5.5.1.18 device3DDisplay

1481 A 3D display is a device to display 3D contents such as 3D character or holographic image.

1482 **Table 5.5.1.18-1: Modules of device3DDisplay Device model**

Module Instance Name	Module Class Name	Multiplicity	Description
binarySwitch	binarySwitch	1	See clause 5.3.1.12.
clock	Clock	0..1	See clause 5.3.1.12.
audioVolume	audioVolume	0..1	See clause 5.3.1.12.
3DDisplay	3DDisplay	1	See clause 5.3.1.18.
connectivity	connectivity	1	See clause 5.3.1.54.
machineState	runState	1	See clause 5.3.1.54.
lock	lock	0..1	See clause 5.3.1.54.

1483

### 1484 5.5.1.19 device3DScanner

1485 A 3D scanner is a device to scan 3D objects such as a statue of a character.

1486 **Table 5.5.1.19-1: Modules of device3DScanner device model**

Module Instance Name	Module Class Name	Multiplicity	Description
binarySwitch	binarySwitch	1	See clause 5.3.1.12.
clock	clock	0..1	See clause 5.3.1.12.
3DScanState	runState	1	See clause 0.
3DScanner	3DScanner	1	See clause 5.3.1.117.
connectivity	connectivity	1	See clause 5.3.1.54.

1487

1488

1489

1490

1491

## 5.5.2 City Domain

1492

### 5.5.2.1 deviceOutdoorLamp

1493

An outdoor lamp is a smart home appliance to provide lights and information for outside of home with smart sensing capabilities such as ultraviolet sensing.

1494

1495

**Table** エラー! [ホーム] タブを使用して、ここに表示する文字列に Nagłówek 4 を適用してください。 -1:

1496

**Modules of deviceOutdoorLamp Device model**

Module Instance Name	Module Class Name	Multiplicity	Description
binarySwitch	binarySwitch	1	See clause 5.3.1.12.
brightness	brightness	0..1	See clause 5.3.1.17.
motionSensor	motionSensor	0..1	See clause 5.3.1.54.
airQualitySensor	airQualitySensor	0..1	See clause 5.3.1.6.
uvSensor	uvSensor	0..1	See clause 5.3.1.92.
timer	timer	0..1	See clause 5.3.1.90. The timer is used to set duration of giving lights from the moment of triggering by the "brightness" module or "motionSensor" module.
faultDetection	faultDetection	0..1	See clause 5.3.1.34.

1497

### 5.5.2.2 deviceMagneticParkingMonitor

1498

A parking detector is used to detect the state of the parking space. When the vehicle enters the parking space, the detector measure the change of the geomagnetic field strength, and report the state of the parking space to a server.

1499

1500

**Table** エラー! [ホーム] タブを使用して、ここに表示する文字列に Nagłówek 4 を適用してください。 -1:

1501

**Modules of deviceMagneticParkingMonitor Device model**

Module Instance Name	Module Class Name	Multiplicity	Description
battery	battery	0..1	See clause 5.3.1.10.
connectivity	connectivity	0..1	See clause 5.3.1.25.
periodicalReportConfig	periodicalReportConfig	0..1	See clause 5.3.1.63.
ParkingStatus	ParkingStatus	1	See clause 5.3.1.62.
magneticSensorParameters	magneticSensorParamete r	1	See clause エラー! 参照元が見つかりません。 .

1502

1503

### 5.5.2.3 deviceSmartElectricMeter

1504

A smart electric meter is a metering device that is used to measure consumption data for electricricity.

1505

**Table** エラー! [ホーム] タブを使用して、ここに表示する文字列に Nagłówek 4 を適用してください。 -1:

1506

**Modules of deviceSmartElectricMeter Device model**

Module Instance Name	Module Class Name	Multiplicity	Description
faultDetection	faultDetection	0..1	See clause 5.3.1.34.
battery	battery	0..1	See clause 5.3.1.10.
binarySwitch	binarySwitch	0..1	See clause 5.3.1.12.
runState	runState	0..1	See clause 0.
clock	clock	0..1	See clause 5.3.1.18.
energyConsumption	energyConsumption	1	See clause 5.3.1.32.
energyGeneration	energyGeneration	0..1	See clause 5.3.1.33.

1507

#### 5.5.2.4 deviceSmartGasMeter

A smart gas meter is a metering device that is used to measure consumption data for gas.

**Table** エラー! [ホーム] タブを使用して、ここに表示する文字列に Nagłówek 4 を適用してください。 -1:  
**Modules of deviceSmartGasMeter Device model**

Module Instance Name	Module Class Name	Multiplicity	Description
battery	battery	0..1	See clause 5.3.1.10.
faultDetection	faultDetection	0..1	See clause 5.3.1.34.
connectivity	connectivity	0..1	See clause 5.3.1.25.
periodicalReportConfig	periodicalReportConfig	0..1	See clause 5.3.1.63.
gasMeterReportInfo	gasMeterReportInfo	1	See clause 5.3.1.40.
gasMeterControl	binarySwitch	0..1	See clause 5.3.1.12.
gasMeterAlarm	gasMeterAlarm	0..1	See clause 5.3.1.39.

#### 5.5.2.5 deviceSmartWaterMeter

A smart water meter is a metering device that is used to measure consumption data for water.

**Table** エラー! [ホーム] タブを使用して、ここに表示する文字列に Nagłówek 4 を適用してください。 -1:  
**Modules of deviceSmartWaterMeter Device model**

Module Instance Name	Module Class Name	Multiplicity	Description
battery	battery	0..1	See clause 5.3.1.10.
faultDetection	faultDetection	0..1	See clause 5.3.1.34.
connectivity	connectivity	0..1	See clause 5.3.1.25.
periodicalReportConfig	periodicalReportConfig	0..1	See clause 5.3.1.63.
waterMeterSetting	waterMeterSetting	0..1	See clause 5.3.1.96.
waterMeterReportInfo	waterMeterReportInfo	1	See clause 5.3.1.95.
waterMeterControl	binarySwitch	0..1	See clause 5.3.1.12.
waterMeterAlarm	waterMeterAlarm	0..1	See clause 5.3.1.94.

#### 5.5.2.6 deviceStreetLightController

A street light controller is used to control the opening and closing of the street light.

**Table** エラー! [ホーム] タブを使用して、ここに表示する文字列に Nagłówek 4 を適用してください。 -1:  
**Modules of deviceStreetLightController Device model**

Module Instance Name	Module Class Name	Multiplicity	Description
geoLocation	geoLocation	0..1	See clause 5.3.1.41.
connectivity	connectivity	0..1	See clause 5.3.1.25.
periodicalReportConfig	periodicalReportConfig	0..1	See clause 5.3.1.63.
slcReportInfo	slcReportInfo	1	See clause 5.3.1.81.
slcParameterSetting	slcParameterSetting	1	See clause 5.3.1.80.
slcAlarm	slcAlarm	1	See clause 5.3.1.79.

#### 5.5.2.7 deviceWaterQualityMonitor

An water quality monitor is an environmental monitoring device used to monitor water quality.

**Table** エラー! [ホーム] タブを使用して、ここに表示する文字列に Nagłówek 4 を適用してください。 -1:  
**Modules of deviceWaterQualityMonitor Device model**

Module Instance Name	Module Class Name	Multiplicity	Description
battery	battery	0..1	See clause 5.3.1.10.
connectivity	connectivity	0..1	See clause 5.3.1.25.

periodicalReportConfig	periodicalReportConfig	0..1	See clause 5.3.1.63.
waterQualityMonitor	waterQualityMonitor	1	See clause 5.3.1.98.

## 5.5.2.8 deviceWeatherStation

A weather station is a device that measures various atmospheric parameters.

**Table** エラー! [ホーム] タブを使用して、ここに表示する文字列に Nagłówek 4 を適用してください。-1:

**Modules of deviceWeatherStation Device model**

Module Instance Name	Module Class Name	Multiplicity	Description
outdoorTemperature	temperature	1	See clause 5.3.1.87
indoorTemperature	temperature	0..1	See clause 5.3.1.87
airQualitySensor	airQualitySensor	0..1	See clause 5.3.1.6
anemometer	anemometer	0..1	See clause 5.3.1.100
barometer	barometer	0..1	See clause 5.3.1.101
rainGauge	rainGauge	0..1	See clause 5.3.1.102
acousticSensor	acousticSensor	0..1	See clause 5.3.1.2
uvSensor	uvSensor	0..1	See clause 5.3.1.92

## 5.5.3 Health Domain

### 5.5.3.1 deviceBloodPressureMonitor

A blood pressure monitor is a device that can be used to monitor the blood pressure and is composed of one or more cuffs and a main monitor machine.

**Table** エラー! [ホーム] タブを使用して、ここに表示する文字列に Nagłówek 4 を適用してください。-1:

**Modules of deviceBloodPressureMonitor Device model**

Module Instance Name	Module Class Name	Multiplicity	Description
battery	battery	1	See clause 5.3.1.10
binarySwitch	binarySwitch	0..1	See clause 5.3.1.12

**Table** エラー! [ホーム] タブを使用して、ここに表示する文字列に Nagłówek 4 を適用してください。-2:

**Subdevice of deviceBloodPressureMonitor Device model**

Subdevice Instance Name	Subdevice Name	Multiplicity	Description
cuff	subDeviceCuff	1..N	See clause 5.4.1.1

### 5.5.3.2 deviceGlucosemeter

A glucometer is a device that can be used to monitor the blood glucose level.

**Table** エラー! [ホーム] タブを使用して、ここに表示する文字列に Nagłówek 4 を適用してください。-1:

**Modules of deviceGlucoseMeter Device model**

Module Instance Name	Module Class Name	Multiplicity	Description
glucometer	glucometer	1	See clause 5.3.1.42.
battery	battery	1	See clause 5.3.1.10.

1549 **5.5.3.3 deviceHeartRateMonitor**

1550 A heart rate monitor is a device that can be used to monitor the heart rate.

1551 **Table** エラー! [ホーム] タブを使用して、ここに表示する文字列に Nagłówek 4 を適用してください。-1:  
1552 **Modules of deviceHeartRateMonitor Device model**

Module Instance Name	Module Class Name	Multiplicity	Description
pulsemeter	pulsemeter	1	See clause 5.3.1.68.
battery	battery	1	See clause 5.3.1.10.

1553

1554 **5.5.3.4 devicePulseOximeter**

1555 A pulseoximeter is a device that can be used to monitor the blood characteristics.

1556 **Table** エラー! [ホーム] タブを使用して、ここに表示する文字列に Nagłówek 4 を適用してください。-1:  
1557 **Modules of devicePulseOxiMeter Device model**

Module Instance Name	Module Class Name	Multiplicity	Description
pulsemeter	pulsemeter	0..1	See clause 5.3.1.68. When the “oximeter” module doesn’t exist, then the “pulsemeter” module is mandatory.
oximeter	oximeter	0..1	See clause 5.3.1.59. When the “pulsemeter” module doesn’t exist, then the “oximeter” module is mandatory.
battery	battery	1	See clause 5.3.1.10.

1558

1559 **5.5.3.5 deviceWeightScaleAndBodyCompositionAnalyser**

1560 A weight scale and body composition analyser is a device that can be used to monitor the weight and body composition.

1561 **Table** エラー! [ホーム] タブを使用して、ここに表示する文字列に Nagłówek 4 を適用してください。-1:  
1562 **Modules of deviceWeightScaleAndBodyCompositionAnalyser Device model**

Module Instance Name	Module Class Name	Multiplicity	Description
weight	weight	1	See clause 5.3.1.99.
bodyCompositionAnalyser	bodyCompositionAnalyser	1	See clause 5.3.1.14.
bioElectricalImpedanceAnalysis	bioElectricalImpedanceAnalysis	1	See clause 5.3.1.13.
battery	battery	1	See clause 5.3.1.10.

1563

1564

1565

1566 **5.5.4 Home Domain**

1567 **5.5.4.1 deviceAirConditioner**

1568 An air conditioner is a home appliance used to alter the properties of air (primarily temperature and humidity) to more  
1569 comfortable conditions. This air conditioner information model provides capabilities to control and monitor air  
1570 conditioner specific functions and resources.

1571  
1572

**Table** エラー! [ホーム] タブを使用して、ここに表示する文字列に Nagłówek 4 を適用してください。 -1:  
**Modules of deviceAirConditioner Device model**

Module Instance Name	Module Class Name	Multiplicity	Description
binarySwitch	binarySwitch	1	See clause 5.3.1.12.
runState	runState	0..1	See clause 0.
airConJobMode	airConJobMode	0..1	See clause 5.3.1.1.
airConOperationMode	operationMode	0..1	See clause 5.3.1.57. This module instance is used to trigger an airCon operation that is pre-set in "airConJobMode". If this data point is not present, then the air conditioner's job mode can be triggered by setting the "airConJobMode".
airCleanOperationMode	operationMode	0..1	See clause 5.3.1.57. This module instance is used to trigger airClean operation.
temperature	temperature	0..1	See clause 5.3.1.87.
timer	timer	0..1	See clause 5.3.1.90.
sleepTimer	timer	0..1	See clause 5.3.1.90. The sleep function, which is vendor-specific algorithm (for example increasing the temperature by one degree for every 30 minutes), is triggered instantly when "targetDuration" is set, and it indicates the time to the end of appliance operation. It is set at runtime by a user application.
turbo	turbo	0..1	See clause 5.3.1.91.
airFlow	airFlow	0..1	See clause 5.3.1.4.
powerSave	powerSave	0..1	See clause 5.3.1.66.
airQualitySensor	airQualitySensor	0..1	See clause 5.3.1.6.
filterInfo	filterInfo	0..1	See clause 5.3.1.35.

1573

1574

#### 5.5.4.2 deviceAirPurifier

1575  
1576  
1577

An airPurifier is a home appliance used to prevent dust and other particles from air by filtering, washing or electrostatic precipitation. This airPurifier information model provides capabilities to control and monitor airPurifier specific functions and resources.

1578  
1579

**Table** エラー! [ホーム] タブを使用して、ここに表示する文字列に Nagłówek 4 を適用してください。 -1:  
**Modules of deviceAirPurifier Device model**

Module Instance Name	Module Class Name	Multiplicity	Description
binarySwitch	binarySwitch	1	See clause 5.3.1.12.
runState	runState	0..1	See clause 0.
airPurifierJobMode	airPurifierJobMode	0..1	See clause 5.3.1.5.
airPurifierOperationMode	operationMode	0..1	See clause 5.3.1.57. This module instance is used to trigger the airPurifier operation.
timer	timer	0..1	See clause 5.3.1.90.
powerSave	powerSave	0..1	See clause 5.3.1.66.
airQualitySensor	airQualitySensor	0..1	See clause 5.3.1.6.
filterInfo	filterInfo	0..1	See clause 5.3.1.35.

1580

1581

1582 **5.5.4.3 deviceClothesDryer**

1583 A clothes dryer is a home appliance for drying clothes. This clothesDryer information model provides capabilities to  
1584 control and monitor clothes dryer specific functions and resources.

1585 **Table** エラー! [ホーム] タブを使用して、ここに表示する文字列に Nagłówek 4 を適用してください。 -1:  
1586 **Modules of deviceClothesDryer Device model**

Module Instance Name	Module Class Name	Multiplicity	Description
binarySwitch	binarySwitch	1	See clause 5.3.1.12.
runState	runState	0..1	See clause 0.
clothesDryerJobMode	clothesDryerJobMode	0..1	See clause 5.3.1.19.
clothesDryerOperationMode	operationMode	0..1	See clause 5.3.1.57. This module instance is used to trigger the clothesDryer operation.

1587

1588 **5.5.4.4 deviceClothesWasher**

1589 A clothes washer is a home appliance that is used to wash laundry, such as clothing and sheets. This information model  
1590 provides capabilities to interact with specific functions and resources of clothes washers.

1591 **Table** エラー! [ホーム] タブを使用して、ここに表示する文字列に Nagłówek 4 を適用してください。 -1:  
1592 **Modules of deviceClothesWasher Device model**

Module Instance Name	Module Class Name	Multiplicity	Description
binarySwitch	binarySwitch	1	See clause 5.3.1.12.
clothesWasherOperationMode	operationMode	0..1	See clause 5.3.1.57.
runState	runState	1	See clause 0.
clothesWasherJobMode	clothesWasherJobMode	1	See clause 5.3.1.20.
clothesWasherJobModeOption	clothesWasherJobModeOption	0..1	See clause 5.3.1.22.
remoteControlEnable	remoteControlEnable	0..1	See clause 5.3.1.73.
timer	timer	0..1	See clause 5.3.1.90.

1593

1594 **5.5.4.5 deviceClothesWasherDryer**

1595 A clothes washer dryer is a home appliance that is a combination of cloth washer and cloth dryer in a single cabinet.  
1596 This information model provides capabilities to interact with specific functions and resources of clothes washers and  
1597 dryers.

1598 **Table** エラー! [ホーム] タブを使用して、ここに表示する文字列に Nagłówek 4 を適用してください。 -1:  
1599 **Modules of deviceClothesWasherDryer Device model**

Module Instance Name	Module Class Name	Multiplicity	Description
binarySwitch	binarySwitch	1	See clause 5.3.1.12.
clothesWasherDryerOperationMode	operationMode	0..1	See clause 5.3.1.57.
runState	runState	1	See clause 0.
clothesWasherDryerJobMode	clothesWasherDryerJobMode	1	See clause 5.3.1.21.
clothesWasherJobModeOption	clothesWasherJobModeOption	0..1	See clause 5.3.1.22.
remoteControlEnable	remoteControlEnable	0..1	See clause 5.3.1.73.
timer	timer	0..1	See clause 5.3.1.90.

1600

1601 **5.5.4.6 deviceCoffeeMachine**

1602 A coffee machine is a device that is used to brew a coffee, may add foamed milk, and may include some variants, for  
1603 example a grinder.

1604 **Table** エラー! [ホーム] タブを使用して、ここに表示する文字列に Nagłówek 4 を適用してください。 -1:

1605 **Modules of deviceCoffeeMachine Device model**

Module Instance Name	Module Class Name	Multiplicity	Description
faultDetection	faultDetection	0..1	See clause 5.3.1.34.
runState	runState	0..1	See clause 0.
clock	clock	0..1	See clause 5.3.1.18.
brewing	brewing	1	See clause 5.3.1.16.
waterStatus	liquidRemaining	0..1	See clause 5.3.1.51.
milkStatus	liquidRemaining	0..1	See clause 5.3.1.51.
grinder	grinder	0..1	See clause 5.3.1.43.
milkFoaming	foaming	0..1	See clause 5.3.1.36.
milkQuantity	liquidLevel	0..1	See clause 5.3.1.50.
brewingSwitch	binarySwitch	1	See clause 5.3.1.12.
keepWarm	keepWarm	0..1	See clause 5.3.1.48.

#### 1606 5.5.4.7 deviceCookerHood

1607 A cooker hood is a device containing a mechanical fan that hangs above the stove or cooktop in the kitchen.

1608 **Table** エラー! [ホーム] タブを使用して、ここに表示する文字列に Nagłówek 4 を適用してください。 -1:

1609 **Modules of deviceCookerHood model**

Module Instance Name	Module Class Name	Optional	Description
binarySwitch	binarySwitch	1	See clause 5.3.1.12.
runState	runState	0..1	See clause 0.
airFlow	airFlow	0..1	See clause 5.3.1.4.
cookerHoodJobMode	cookerHoodJobMode	0..1	See clause 5.3.1.26.

#### 1611 5.5.4.8 deviceCooktop

1612 A cooktop is a device that is a kitchen appliance designed for the purpose of cooking food.

1613 **Table** エラー! [ホーム] タブを使用して、ここに表示する文字列に Nagłówek 4 を適用してください。 -1:

1614 **Modules of deviceCooktop model**

Module Instance Name	Module Class Name	Multiplicity	Description
heatingZone0	heatingZone	1..N	See clause 5.3.1.44.

#### 1615 5.5.4.9 deviceDehumidifier

1616 A dehumidifier is a device that is used to monitor or control the state of a dehumidifying appliance.

1617 **Table** エラー! [ホーム] タブを使用して、ここに表示する文字列に Nagłówek 4 を適用してください。 -1:

1618 **Modules of deviceDehumidifier Device model**

Module Instance Name	Module Class Name	Multiplicity	Description
binarySwitch	binarySwitch	1	See clause 5.3.1.12.
relativeHumidity	relativeHumidity	0..1	See clause 5.3.1.72.
runState	runState	0..1	See clause 0.
dehumidifierJobMode	dehumidifierJobMode	0..1	See clause 5.3.1.28.
dehumidifierOperationMode	operationMode	0..1	See clause 5.3.1.57. This module instance is used to trigger dehumidifier operation.



Timer	timer	0..1	See clause 5.3.1.90.
powerSave	powerSave	0..1	See clause 5.3.1.66.

#### 5.5.4.10 deviceDigitalGallery

A digital gallery is a device that is used to display picture, e.g., paintings from artists, photos from photographers or personals etc.

**Table** エラー! [ホーム] タブを使用して、ここに表示する文字列に Nagłówek 4 を適用してください。 -1:  
**Modules of deviceDigitalGallery Device model**

Module Instance Name	Module Class Name	Multiplicity	Description
galleryMode	galleryMode	1	See clause 5.3.1.37
pictureInput	mediaSelect	1	See clause 5.3.1.53
powerSave	powerSave	0..1	See clause 5.3.1.66
clock	clock	0..1	See clause 5.3.1.18

#### 5.5.4.11 deviceDishWasher

A dish washer is a home appliance used to wash dishes. This information model provides capabilities to interact with specific functions and resources of a dish washer.

**Table** エラー! [ホーム] タブを使用して、ここに表示する文字列に Nagłówek 4 を適用してください。 -1:  
**Modules of deviceDishWasher Device model**

Module Instance Name	Module Class Name	Multiplicity	Description
binarySwitch	binarySwitch	1	See clause 5.3.1.12.
runState	runState	0..1	See clause 0.
dishWasherJobMode	dishWasherJobMode	0..1	See clause 5.3.1.29.

#### 5.5.4.12 deviceFan

A fan is a device that is used to monitor or control the state of a fanning device.

**Table** エラー! [ホーム] タブを使用して、ここに表示する文字列に Nagłówek 4 を適用してください。 -1:  
**Modules of deviceFan model**

Module Instance Name	Module Class Name	Multiplicity	Description
binarySwitch	binarySwitch	1	See clause 5.3.1.12.

#### 5.5.4.13 deviceFoodProbe

A food probe is a device that is used to measure the internal temperature of food.

**Table** エラー! [ホーム] タブを使用して、ここに表示する文字列に Nagłówek 4 を適用してください。 -1:  
**Modules of deviceFoodProbe model**

Module Instance Name	Module Class Name	Multiplicity	Description
temperature	temperature	1	See clause 5.3.1.87.

1646 5.5.4.14 deviceFreezer

1647 A freezer is a large container like a fridge in which the temperature is kept below freezing point, so that food can be  
 1648 stored inside of it for long periods. This freezer information model provides capabilities to monitor freezer specific  
 1649 functions and resources.

1650 **Table** エラー! [ホーム] タブを使用して、ここに表示する文字列に Nagłówek 4 を適用してください。 -1:

1651 **Modules of deviceFreezer Device model**

Module Instance Name	Module Class Name	Multiplicity	Description
temperature	temperature	1	See clause 5.3.1.87.

1652

1653 5.5.4.15 deviceHomeCCTV

1654 A home CCTV is a smart home appliance to provide monitoring capabilities when people stay way from their home or  
 1655 a room, or to monitor the environmental status of their home or room.

1656 **Table** エラー! [ホーム] タブを使用して、ここに表示する文字列に Nagłówek 4 を適用してください。 -1:

1657 **Modules of deviceHomeCCTV Device model**

Module Instance Name	Module Class Name	Multiplicity	Description
binarySwitch	binarySwitch	1	See clause 5.3.1.12.
sessionDescription	sessionDescription	1	See clause 5.3.1.77.
playerControl	playerControl	0..1	See clause 5.3.1.65.
runState	runState	0..1	See clause 0.
motionSensor	motionSensor	0..1	See clause 5.3.1.54.
airQualitySensor	airQualitySensor	0..1	See clause 5.3.1.6.
ozoneMeter	ozoneMeter	0..1	See clause 5.3.1.60.
smokeSensor	smokeSensor	0..1	See clause 5.3.1.82.
acousticSensor	acousticSensor	0..1	See clause 5.3.1.1.
impactSensor	impactSensor	0..1	See clause 5.3.1.47.
faultDetection	faultDetection	0..1	See clause 5.3.1.34.
alarmSpeaker	alarmSpeaker	0..1	See clause 5.3.1.7.

1658

1659 5.5.4.16 deviceHumidifier

1660 A humidifier is a device that is used to monitor or control the state of a humidifying appliance.

1661 **Table** エラー! [ホーム] タブを使用して、ここに表示する文字列に Nagłówek 4 を適用してください。 -1:

1662 **Modules of Device model**

Module Instance Name	Module Class Name	Multiplicity	Description
binarySwitch	binarySwitch	1	See clause 5.3.1.12.

1663

1664 5.5.4.17 deviceKettle

1665 Kettle is a device used to boil water. It may set a desired temperature for water and may keep water warm for a desired  
 1666 time.

1667 **Table** エラー! [ホーム] タブを使用して、ここに表示する文字列に Nagłówek 4 を適用してください。 -1:

1668 **Modules of deviceKettle Device model**

Module Instance Name	Module Class Name	Multiplicity	Description
faultDetection	faultDetection	0..1	See clause 5.3.1.34.
runState	runState	0..1	See clause 0.
waterStatus	liquidRemaining	0..1	See clause 5.3.1.51.
boilingSwitch	binarySwitch	1	See clause 5.3.1.12.
temperature	temperature	0..1	See clause 5.3.1.87.
keepWarm	keepWarm	0..1	See clause 5.3.1.48.

1669

## 1670 5.5.4.18 deviceMicrogeneration

1671 A microgeneration is a Home Energy Management System (HEMS) device that is used to generate energy. Examples of  
1672 microgeneration devices are photovoltaics device or fuel cells.

1673 **Table** エラー! [ホーム] タブを使用して、ここに表示する文字列に Nagłówek 4 を適用してください。 -1:  
1674 **Modules of deviceMicrogeneration Device model**

Module Instance Name	Module Class Name	Multiplicity	Description
faultDetection	faultDetection	0..1	See clause 5.3.1.34.
binarySwitch	binarySwitch	0..1	See clause 5.3.1.12.
runState	runState	0..1	See clause 0.
energyGeneration	energyGeneration	1	See clause 5.3.1.33.

1675

1676

## 1677 5.5.4.19 deviceOven

1678 An oven is a home appliance used to roast and heat food in a complete stove. This information model is applicable to  
1679 different types of ovens: gas ovens, electrical ovens, steam ovens, microwave ovens, etc. This information model  
1680 provides capabilities to interact with specific functions and resources of ovens.

1681 **Table** エラー! [ホーム] タブを使用して、ここに表示する文字列に Nagłówek 4 を適用してください。 -1:  
1682 **Modules of deviceOven Device model**

Module Instance Name	Module Class Name	Multiplicity	Description
binarySwitch	binarySwitch	1	See clause 5.3.1.12. Depending on the manufacturer policies or regulations, the binary switch might only be used to turn the device off.
runState	runState	0..1	See clause 0.
timer	timer	0..1	See clause 5.3.1.90.
temperature	temperature	1	See clause 5.3.1.87.

1683

## 1684 5.5.4.20 deviceRefrigerator

1685 A refrigerator is a home appliance used to store food at temperatures which are a few degrees above the freezing point  
1686 of water. This information model provides capabilities to interact with specific functions and resource of refrigerators.

1687 **Table** エラー! [ホーム] タブを使用して、ここに表示する文字列に Nagłówek 4 を適用してください。 -1:  
1688 **Modules of deviceRefrigerator Device model**

Module Instance Name	Module Class Name	Multiplicity	Description
binarySwitch	binarySwitch	0..1	See clause 5.3.1.12.
powerSave	powerSave	0..1	See clause 5.3.1.66.
doorStatus	doorStatus	0..1	See clause 5.3.1.29.
frozenTemperature	temperature	0..1	See clause 5.3.1.87.
fridgeTemperature	temperature	1	See clause 5.3.1.87.
customTemperature	temperature	0..1	See clause 5.3.1.87. This module can be configured to fridge temperature or frozen temperature based on its usage by manufacturer
refrigeration	refrigeration	0..1	See clause 5.3.1.71.
controlPanelLock	lock	0..1	See clause 5.3.1.52.
waterFilterInfo	filterInfo	0..1	See clause 5.3.1.35.

1689

#### 1690 5.5.4.21 deviceRiceCooker

1691 An rice cooker is a home appliance used to cook and heat food. It may set a desired heating time for food and may keep  
1692 food warm for a desired time.

1693 **Table** エラー! [ホーム] タブを使用して、ここに表示する文字列に Nagłówek 4 を適用してください。 -1:  
1694 **Modules of deviceRiceCooker Device model**

Module Instance Name	Module Class Name	Multiplicity	Description
binarySwitch	binarySwitch	1	See clause 5.3.1.12. Depending on the manufacturer policies or regulations, the binary switch might only be used to turn the device off.
faultDetection	faultDetection	0..1	See clause 5.3.1.34.
runState	runState	0..1	See clause 0.
timer	timer	0..1	See clause 5.3.1.90.
keepWarm	keepWarm	0..1	See clause 5.3.1.48.

1695

1696

#### 1697 5.5.4.22 deviceRobotCleaner

1698 A robot cleaner is an autonomous robotic vacuum cleaner that has intelligent programming and a limited vacuum  
1699 cleaning system. This robot cleaner information model provides capabilities to control and monitor robot cleaner  
1700 specific functions and resources.

1701 **Table** エラー! [ホーム] タブを使用して、ここに表示する文字列に Nagłówek 4 を適用してください。 -1:  
1702 **Modules of deviceRobotCleaner Device model**

Module Instance Name	Module Class Name	Multiplicity	Description
binarySwitch	binarySwitch	1	See clause 5.3.1.12.
runState	runState	0..1	See clause 0.
robotCleanerJobMode	robotCleanerJobMode	1	See clause 5.3.1.74.
robotCleanerOperationMode	operationMode	0..1	See clause 5.3.1.57.
battery	battery	0..1	See clause 5.3.1.10.
timer	timer	0..1	See clause 5.3.1.90.

1703

#### 1704 5.5.4.23 deviceSecurityPanel

1705 A security pannel is a device that can change the security mode of, for example, an alarm system.

1706 **Table** エラー! [ホーム] タブを使用して、ここに表示する文字列に Nagłówek 4 を適用してください。 -1:

1707 **Modules of deviceSecurityPanel model**

Module Instance Name	Module Class Name	Multiplicity	Description
securityMode	securityMode	1	See clause 5.3.1.76.

1709 **5.5.4.24 deviceSetTopBox**

1710 A set top box is a device that in general contains a TV tuner input and displays output to a TV.

1711 **Table** エラー! [ホーム] タブを使用して、ここに表示する文字列に Nagłówek 4 を適用してください。 -1:

1712 **Modules of deviceSetTopBox model**

Module Instance Name	Module Class Name	Multiplicity	Description
binarySwitch	binarySwitch	1	See clause 5.3.1.12.
audioVolume	audioVolume	0..1	See clause 5.3.1.8.
Channel	televisionChannel	0..1	See clause 5.3.1.86.
mediaInput	mediaSelect	0..1	See clause 5.3.1.53.
mediaOutput	mediaSelect	0..1	See clause 5.3.1.53.

1714 **5.5.4.25 deviceSteamCloset**

1715 A deviceSteamCloset is a home appliance that de-wrinkles, sanitizes and dries to clean fabrics similar to a dry cleaner.  
1716 This information model provides capabilities to interact with specific functions and resources of the steam closet.

1717 **Table** エラー! [ホーム] タブを使用して、ここに表示する文字列に Nagłówek 4 を適用してください。 -1:

1718 **Modules of deviceSteamCloset Device model**

Module Instance Name	Module Class Name	Multiplicity	Description
binarySwitch	binarySwitch	1	See clause 5.3.1.12.
runState	runState	0..1	See clause 0.
steamClosetJobMode	steamClosetJobMode	1	See clause 5.3.1.85.
steamClosetOperationMode	operationMode	0..1	See clause 5.3.1.57.

1720 **5.5.4.26 deviceStorageBattery**

1721 A storage battery is a Home Energy Management System HEMS device that is used to provide the home with electrical  
1722 energy.

1723 **Table** エラー! [ホーム] タブを使用して、ここに表示する文字列に Nagłówek 4 を適用してください。 -1:

1724 **Modules of deviceStorageBattery Device model**

Module Instance Name	Module Class Name	Multiplicity	Description
faultDetection	faultDetection	0..1	See clause 5.3.1.34.
binarySwitch	binarySwitch	0..1	See clause 5.3.1.12.
runState	runState	0..1	See clause 0.
battery	battery	1	See clause 5.3.1.10.

1726 **5.5.4.27 deviceTelevision**

1727 A television (TV) is a home appliance used to show audio and visual content such as broadcasting programs and  
1728 network streaming. This TV information model provides capabilities to control and monitor TV specific resources.

1729 **Table** エラー! [ホーム] タブを使用して、ここに表示する文字列に Nagłówek 4 を適用してください。 -1:

1730 **Modules of deviceTelevision Device model**

Module Instance Name	Module Class Name	Multiplicity	Description
binarySwitch	binarySwitch	1	See clause 5.3.1.12.

audioVolume	audioVolume	0..1	See clause 5.3.1.8.
televisionChannel	televisionChannel	0..1	See clause 5.3.1.86.
playerControl	playerControl	0..1	See clause 5.3.1.65.
mediaInput	mediaSelect	0..1	See clause 5.3.1.53.
mediaOutput	mediaSelect	0..1	See clause 5.3.1.53.

#### 5.5.4.28 deviceWaterHeater

A water heater is a device that is used to provide hot water through home facilities.

**Table** エラー! [ホーム] タブを使用して、ここに表示する文字列に Nagłówek 4 を適用してください。 -1:

**Modules of deviceWaterHeater Device model**

Module Instance Name	Module Class Name	Multiplicity	Description
faultDetection	faultDetection	0..1	See clause 5.3.1.34.
binarySwitch	binarySwitch	1	See clause 5.3.1.12.
runState	runState	0..1	See clause 0.
clock	clock	0..1	See clause 5.3.1.18.
boiler	boiler	0..1	See clause 5.3.1.15.
hotWaterSupply	hotWaterSupply	0..1	See clause 5.3.1.46.

#### 5.5.4.29 deviceWindowShade

The window shade is an appliance that provides the ability to cover windows. This device type includes but not limited to roller shades, drapes, and tilt-only blinds.

**Table** エラー! [ホーム] タブを使用して、ここに表示する文字列に Nagłówek 4 を適用してください。 -1:

**Modules of deviceWindowShade Device model**

Module Instance Name	Module Class Name	Multiplicity	Description
openLevel	openLevel	1	See clause 5.3.1.56.
battery	battery	0..1	See clause 5.3.1.10.
timer	timer	0..1	See clause 5.3.1.90.

#### 5.5.4.30 deviceBottleWarmer

A bottle warmer is an appliance designed for the purpose of warming the feeding bottle.

**Table** エラー! [ホーム] タブを使用して、ここに表示する文字列に Nagłówek 4 を適用してください。 -1:

**Modules of deviceBottleWarmer Device model**

Module Instance Name	Module Class Name	Multiplicity	Description
binarySwitch	binarySwitch	1	See clause 5.3.1.12.
keepWarm	keepWarm	0..1	See clause 5.3.1.87.
runState	runState	0..1	See clause 0.

#### 5.5.4.31 deviceGarbageDisposal

A Garbage Disposal is an appliance designed for the purpose of disposing the kitchen waste.

**Table** エラー! [ホーム] タブを使用して、ここに表示する文字列に Nagłówek 4 を適用してください。 -1:

**Modules of deviceGarbageDisposal Device model**

Module Instance Name	Module Class Name	Multiplicity	Description
binarySwitch	binarySwitch	1	See clause 5.3.1.12.
runState	runState	0..1	See clause 5.3.1.87.
disposal	disposal	1	See clause 0.

### 5.5.4.32 deviceWaterPurifier

A Water Purifier is an appliance to filter the impurity substance in water by different filter elements. This Water Purifier information model provides capabilities to control and monitor Water Purifier specific functions and resources.

**Table** エラー! [ホーム] タブを使用して、ここに表示する文字列に Nagłówek 4 を適用してください。 -1:

**Modules of deviceWaterPurifier Device model**

Module Instance Name	Module Class Name	Multiplicity	Description
binarySwitch	binarySwitch	1	See clause 5.3.1.12.
runState	runState	0..1	See clause 0.
timer	timer	0..1	See clause 5.3.1.90.
waterQualityMonitor	waterQualityMonitor	0..1	See clause 5.3.1.90.
filterInfo	filterInfo	0..1	See clause 5.3.1.35.
waterLevel	liquidRemaining	0..1	See clause 5.3.1.90.
waterFilter	waterFilterType	0..1	See clause 5.3.1.90.

## 5.5.5 Industry Domain

### 5.5.6 Vehicular Domain

#### 5.5.6.1 deviceElectricVehicleCharger

An electric vehicle charger is a device that is used for charging or discharging electric vehicles.

**Table** エラー! [ホーム] タブを使用して、ここに表示する文字列に Nagłówek 4 を適用してください。 -1:

**Modules of deviceElectricVehicleCharger Device model**

Module Instance Name	Module Class Name	Multiplicity	Description
faultDetection	faultDetection	1	See clause 5.3.1.34.
binarySwitch	binarySwitch	1	See clause 5.3.1.12.
runState	runState	1	See clause 0.
battery	battery	1	See clause 5.3.1.10.
electricVehicleConnector	electricVehicleConnector	1	See clause 5.3.1.31.

## 5.5.7 Agriculture Domain

#### 5.5.7.1 deviceCowActivityMonitor

A cow activity monitor device is a battery-powered wireless metering device that is used to measure the activity data (e.g. step count) of a cow in the dairy farming industry. The collected data can be used to analyze and predict the estrus of the cow for better mating and milk production.

**Table** エラー! [ホーム] タブを使用して、ここに表示する文字列に Nagłówek 4 を適用してください。 -1:

**Modules of deviceCowActivityMonitor Device model**

Module Instance Name	Module Class Name	Multiplicity	Description
cowActivityMonitor	cowActivityMonitor	1	See clause 5.3.7.1.
battery	battery	0..1	See clause 5.3.1.10.
connectivity	connectivity	0..1	See clause 5.3.1.25.
periodicalReportConfig	periodicalReportConfig	0..1	See clause 5.3.1.63

1775

## 5.5.8 Railway Domain

1776

### 5.5.8.1 deviceHandheldPTTTerminal

1777

A handheld PTT (Push-to-Talk) terminal is a device of the Railway Domain. The terminal is usually used between the railway workers including train driver, crew and rail-side worker to share their work status via voice communication.

1778

1779

**Table** エラー! [ホーム] タブを使用して、ここに表示する文字列に Nagłówek 4 を適用してください。 -1:

1780

**Modules of deviceHandheldPTTTerminal Device model**

Module Instance Name	Module Class Name	Multiplicity	Description
binarySwitch	binarySwitch	1	See clause 5.3.1.12.
audioVolume	audioVolume	1	See clause 5.3.1.8
battery	battery	1	See clause 5.3.1.10.
clock	clock	0..1	See clause 5.3.1.18.
energyConsumption	energyConsumption	0..1	See clause 5.3.1.32.
keypad	keypad	1	See clause 5.3.1.49.
operationMode	operationMode	0..1	See clause 5.3.1.57.
phoneCall	phoneCall	1	See clause 6.
PTTButton	pushButton	1	See clause 5.3.1.69.
runState	runState	0..1	See clause 5.3.1.75.
signalStrength	signalStrength	0..1	See clause 5.3.1.78.

1781

1782

### 5.5.8.2 deviceTrainborneTerminal

1783

A handheld PTT (Push-to-Talk) terminal is a device of the Railway Domain. The terminal is usually used between the railway workers including train driver, crew and rail-side worker to share their work status via voice communication.

1784

1785

**Table** エラー! [ホーム] タブを使用して、ここに表示する文字列に Nagłówek 4 を適用してください。 -1:

1786

**Modules of deviceTrainborneTerminal Device model**

Module Instance Name	Module Class Name	Multiplicity	Description
binarySwitch	binarySwitch	1	See clause 5.3.1.12.
audioVolume	audioVolume	1	See clause 5.3.1.8
clock	clock	0..1	See clause 5.3.1.18.
energyConsumption	energyConsumption	0..1	See clause 5.3.1.32.
keypad	keypad	1	See clause 5.3.1.49.
operationMode	operationMode	0..1	See clause 5.3.1.57.
phoneCall	phoneCall	1	See clause 6.
PTTButton	pushButton	1	See clause 5.3.1.69.
runState	runState	0..1	See clause 5.3.1.75.
signalStrength	signalStrength	0..1	See clause 5.3.1.78.
baliseTransmission	baliseTransmissionModule	0..1	See clause 5.3.8.1
connectivity	connectivity	0..1	See clasue 5.3.1.25

1787

1788

### 5.5.8.3 deviceCardRechargingMachine

1789

A card recharging machine is a device of the Railway Domain. The machine provides recharging service for pre-paid card for transportation. Railway users simply recharging their cards and use it as a payment method for transportation fare.

1790

1791

1792

**Table 5.5.8.3-1: Modules of deviceCardRechargingMachine Device model**

Module Instance Name	Module Class Name	Multiplicity	Description
binarySwitch	binarySwitch	1	See clause 5.3.1.12.
clock	clock	1	See clause 5.3.1.12.
touchScreen	touchScreen	1	See clause 5.3.1.106.
keypad	keypad	0..1	See clause 5.3.1.12.
emergencyButton	pushButton	1	See clause 5.3.1.54.
audioVolume	audioVolume	0..1	See clause 5.3.1.12.



prePaidCardReader	prePaidCardReader	1	See clause 5.3.1.107.
billDeposit	billDeposit	1	See clause 5.3.1.108.
billWithdrawal	billWithdrawal	1	See clause 5.3.1.109.
coinDeposit	coinDeposit	1	See clause 5.3.1.110.
cashDispenser	cashDispenser	1	See clause 5.3.1.111.
cardScanner	cardScanner	0..1	See clause 5.3.1.112.
connectivity	connectivity	1	See clause 5.3.1.54.
machineState	runState	1	See clause 5.3.1.54.
lock	lock	1	See clause 5.3.1.54.

#### 5.5.8.4 deviceSmartGate

A smart gate is a device of the Railway Domain. The gate provides passenger service for checking ticket and control the gate usage. A railway users simply use the gate with their ticket (e.g. passenger card) which have pre-paid card function.

**Table 5.5.8.4-1: Modules of deviceSmartGate Device model**

Module Instance Name	Module Class Name	Multiplicity	Description
binarySwitch	binarySwitch	1	See clause 5.3.1.12.
clock	clock	1	See clause 5.3.1.12.
touchScreen	touchScreen	0..1	See clause.
emergencyButton	pushButton	0..1	See clause 5.3.1.54.
audioVolume	audioVolume	0..1	See clause 5.3.1.12.
ticketReader	prePaidCardReader	1	See clause 5.3.1.107.
crossingSensor	traceSensor	1	See clause 5.3.1.113.
connectivity	connectivity	1	See clause 5.3.1.54.
gateState	runState	1	See clause 5.3.1.54.
directionPanel	directionPanel	0..1	See clause 5.3.1.114.
crossingIndicatorColour	colour	1	See clause 5.3.1.54.
crossingIndicatorColourSaturation	colourSaturation	1	See clause 5.3.1.54.
crossingIndicatorColourBrightness	brightness	1	See clause 5.3.1.54.
crossingBarrier	crossingBarrier	1	See clause 5.3.1.115.

#### 5.5.8.5 deviceSmartScreenDoor

A smart screen door is a device of the Railway Domain. The screen doors are pairs of sliding doors in a platform with synchronization of doors of a train that is staying in the platform. When the train doors are open, the smart screen doors are open in simultaneously, and vice versa. The screen doors are used in the metro platform mostly.

**Table 5.5.8.5-1: Modules of deviceSmartScreenDoor Device Model**

Module Instance Name	Module Class Name	Multiplicity	Description
binarySwitch	binarySwitch	1	See clause 5.3.1.12.
screenDoor	doorStatus	2	See clause 5.3.1.12.
releaseSwitch	binarySwitch	1	See clause 5.3.1.12.
emergencyButton	pushButton	1	See clause 5.3.1.54.
audioVolume	audioVolume	0..1	See clause 5.3.1.12.
crossingSensor	traceSensor	1	See clause 5.3.1.113.
connectivity	connectivity	1	See clause 5.3.1.54.
gateState	runState	1	See clause 5.3.1.54.
directionPanel	directionPanel	0..1	See clause 5.3.1.114.
crossingIndicatorColour	colour	0..1	See clause 5.3.1.54.
crossingIndicatorColourSaturation	colourSaturation	0..1	See clause 5.3.1.54.
crossingIndicatorColourBrightness	brightness	0..1	See clause 5.3.1.54.

1807

1808

## 5.6 Enumeration type definitions

1809

All enumeration types are defined in the same domain, Horizontal Domain, prefix 'hd'.

1810

### 5.6.1 hd:enum3DprinterTechnology

1811

Used for the "printType" data point of the "3Dprinter" ModuleClass.

1812

**Table 5.6.1-1: Interpretation of hd:enum3DprinterTechnology**

Value	Interpretation	Note
1	Fused Filament Fabrication	FFF
2	Fused Deposition Modeling	FDM
3	Digital Light Processing	DLP
4	Powder Bed & inkjet head 3D Printing	PBP
5	Photopolymer Jetting Technology	PolyJet
6	Laminated Object Manufacturing	LOM
7	Stereolithography Apparatus	SLA
8	Selective Laser Sintering	SLS

NOTE: See clause 5.3.1.1 "3Dprinter".

1813

1814

### 5.6.2 hd:enumAdfState

1815

Used for the "currentAdfState" and "adfStates" data points of the "autoDocumentFeeder" ModuleClass.

1816

**Table 5.6.2-1: Interpretation of hd:enumAdfState**

Value	Interpretation	Note
1	processing	
2	empty	
3	jam	
4	loaded	
5	mispick	The product did not pick up the paper in the document feeder.
6	hatchOpen	The product hatch is open.
7	duplexPageTooShort	
8	duplexPageTooLong	
9	multipickDetected	
10	inputTrayFailed	
11	inputTrayOverloaded	

NOTE: See clause 5.3.1.9 "autoDocumentFeeder". Negative values are reserved for vendor specific modes.

1817

1818

### 5.6.3 hd:enumAirConJobMode

1819

Used for the "currentJobMode" and "jobModes" data point of the "airConJobMode" ModuleClass.

1820

**Table 5.6.3-1: Interpretation of hd:enumAirConJobMode**

Value	Interpretation	Note
1	cool	This value is for deviceAirConditioner and indicates cool mode.
2	airDry	This value is for deviceAirConditioner and indicates air dry mode.
3	fan	This value is for deviceAirConditioner and indicates fan mode.
4	AI	This value is for deviceAirConditioner and indicates artificial intelligence mode.
5	heat	This value is for deviceAirConditioner and indicates heat mode.
6	airClean	This value is for deviceAirConditioner and indicates air clean mode.
7	ACO	This value is for deviceAirConditioner and indicates Auto Change Over mode.
8	aroma	This value is for deviceAirConditioner and indicates aroma mode.
NOTE: See clause 5.3.1.3 "airConJobMode". Negative values are reserved for vendor specific modes.		

1821

1822

## 5.6.4 hd:enumAirPurifierJobMode

1823

Used for the "currentJobMode" and "jobModes" data points of the "airPurifierJobMode" ModuleClass.

1824

**Table 5.6.4-1: Interpretation of hd:enumAirPurifierJobMode**

Value	Interpretation	Note
1	normalClean	This indicates the normal mode that operates the basic function.
2	sleep	This indicates the sleep mode that turns the operating function off at the time set by a timer.
3	silent	This indicates the silent mode that generates low noise
4	wet	This indicates the wet mode that passes the air that's already filtered through water filter once again to provide the humidification effect
5	circulate	This indicates the circulate mode that circulates the purified air by rotating the fan on top of the air purifier
6	dual	This indicates the dual mode that operates both the upper and lower parts of the air purifier
7	auto	This indicates the auto mode that first measures the pollution level (e.g., good, normal, bad, very bad) and then, triggers appropriate modes based on the measured level. In case of bad and very bad condition, the rotating fan on the upper side starts its operation
NOTE: See clause 5.3.1.5 "airPurifierJobMode". Negative values are reserved for vendor specific modes.		

1825

1826

## 5.6.5 hd:enumAlertColourCode

1827

Used for the "light" data point of the "alarmSpeaker" ModuleClass.

1828

**Table 5.6.5-1: Interpretation of hd:enumAlertColourCode**

Value	Interpretation	Note
1	red	This colour indicates the alarm status.
2	green	This colour indicates the alarm has been cleared.
NOTE: See clause 5.3.1.7 "alarmSpeaker".		

1829

1830

## 5.6.6 hd:enumCallState

1831

Used for the "callState" data point in the "phoneCall" ModuleClass.

1832

**Table 5.6.6-1: Interpretation of hd:enumCallState**

Value	Interpretation	Note
1	hangup	
2	calling	
3	ringing	
4	busy	
5	answered	
6	noline	
7	voicemail	
8	redirected	
NOTE: See clause 5.3.1.64 "phoneCall"		

1833

1834

### 5.6.7 hd:enumClothesDryerJobMode

1835

Used for the "currentJobMode" and "jobModes" data points of the "clothesDryerJobMode" ModuleClass.

1836

**Table 5.6.7-1: Interpretation of hd:enumClothesDryerJobMode**

Value	Interpretation	Note
1	normal	Normal cycle.
2	quickDry	About half the length of a normal cycle, this setting uses high heat to dry a few items.
3	permanentPress	Slow drying with low heat helps wrinkle-free garments live up to their name and keeps the hard creases out of thins you typically iron.
4	heavyDuty	Tumbling for an extended period with high heat for sturdy items (towels, sweats, jeans).
5	delicates	A short, low-heat cycle for delicates and other items such as spandex workout gear, which loses its stretch when too much heat is used.
6	airDry	A cool-air setting for items that can't take any heat, such as plastic tablecloths and rubber-backed rugs.
7	extendedTumble	Periodically tumbles clothes without heats for a preset amount of time after they're dry to prevent wrinkles.
NOTE: See clause 5.3.1.19 "clothesDryerJobMode". Negative values are reserved for vendor specific modes.		

1837

1838

### 5.6.8 hd:enumClothesWasherDryerJobMode

1839

Used for "currentJobModes" and "jobModes" data points of "clothesWasherDryerJobMode" ModuleClass.

1840

Manufacturers can define their own courses by setting this value to negative values.

1841

**Table 5.6.8-1: Interpretation of hd:enumClothesWasherJobMode**

Value	Interpretation	Note
1	normal	
2	quick	
3	auto	
4	delicates	
5	heavy duty	
NOTE: See clause 5.3.1.21 "clothesWasherDryerJobMode". Negative values are reserved for vendor specific modes.		

1842

1843

### 5.6.9 hd:enumClothesWasherJobMode

1844

Used for the "currentJobModes" and "jobModes" data points of the "clothesWasherJobMode" ModuleClass. Washing options such as water temperature and spin speed are decided to pre-set values upon selected washing course.

1845

1846

Manufacturers can define their own courses by setting this value to negative values.

1847

**Table 5.6.9-1: Interpretation of hd:enumClothesWasherJobMode**

Value	Interpretation	Note
1	normal	
2	smallLoad	
3	delicate	
4	comforter	
5	expressWash	
6	cleanWash	
7	kidsWear	
8	workoutWears	

NOTE: See clause 5.3.1.20 "clothesWashingJobMode". Negative values are reserved for vendor specific modes.

1848

## 1849 5.6.10 hd:enumCookerHoodJobMode

1850 Used for the "currentJobMode" and "jobModes" DataPoints of the "cookerHoodJobMode" ModuleClass.

1851

**Table 5.6.10-1: Interpretation of hd:enumCookerHoodJobMode**

Value	Interpretation	Note
1	Always-on	This value indicates the always-on mode which keeps running the fan for ventilation.
2	Intensive	This value indicates the intensive mode used when a large volume of cooking fume is being produced.
3	Sensor	This value indicates the sensor mode which changes fan speed depend on the volume and heat of cooking fume.

NOTE: See clause 5.3.1.26 "cookerHoodJobMode". Negative values are reserved for vendor specific modes.

1852

## 1853 5.6.11 hd:enumDehumidifierJobMode

1854 Used for "currentJobMode" and "jobModes" data points of the "dehumidifierJobMode" ModuleClass.

1855

**Table 5.6.11-1: Interpretation of hd:enumDehumidifierJobMode**

Value	Interpretation	Note
1	smart	This value indicates the smart mode that first gets the target humidity level from user input, next detects the correct relative humidity, then automatically change the dehumidity level to keep the target humidity level.
2	fast	This value indicates the fast mode that speeds the operating level up to quickly dehumidify when the humidity level is so high. It is a kind of turbo mode.
3	silent	This value indicates the silent mode that can be used when an user sleeps. It reduces the noise.
4	focus	This value indicates the focus mode that dehumidifies focusing on a particular part.
5	clothes	This value indicates the clothes mode that dehumidifies adjusting the wind direction vertically. It is normally used to dehumidify clothes.

NOTE: See clause 5.3.1.28 "dehumidifierJobMode". Negative values are reserved for vendor specific modes.

1856

## 1857 5.6.12 hd:enumDishWasherJobMode

1858 Used for the "currentJobMode" and "jobModes" DataPoints of the "dishWasherJobMode" ModuleClass.

1859 **Table 5.6.12-1: Interpretation of hd:enumDishWasherJobMode**

Value	Interpretation	Note
1	Normal wash	
2	Intensive wash	
3	Quick wash	
4	Sensor wash	
5	Eco wash	
6	Quiet wash	
7	Maintenance wash	

1860 NOTE: See clause 5.3.1.29 "dishWasherJobMode". Negative values are reserved for vendor specific modes.

### 1861 5.6.13 hd:enumDisplayOrder

1862 Used for the "displayOrder" data point of the "galleryMode" ModuleClass.

1863 **Table 5.6.13-1: Interpretation of hd:enumDisplayOrder**

Value	Interpretation	Note
1	fixed	
2	sequence	
3	loop	
4	random	

### 1864 5.6.14 hd:enumDisplayOrientation

1865 Used for the "displayOrientation" data point of the "galleryMode" ModuleClass.

1866 **Table 5.6.14-1: Interpretation of hd:enumDisplayOrientation**

Value	Interpretation	Note
1	landscape	
2	portrait	

### 1867 5.6.15 hd:enumDoorState

1868 Used for the "doorState" DataPoint of "doorStatus" ModuleClass.

1869 **Table 5.6.15-1: Interpretation of hd:enumDoorState**

Value	Interpretation	Note
1	closed	This indicates that door is closed.
2	open	This indicates that the door is open.
3	opening	This indicates that the door is opening.
4	closing	This indicates that the door is closing.
5	stopped	This indicates that the door is in stationary state.

1870 NOTE: See clause 5.3.1.29 "doorStatus".

### 1871 5.6.16 hd:enumFoamStrength

1872 Used for data points indicating the strength of a foam, for example, foaming milk from a coffee machine.

1873 **Table 5.6.16-1: Interpretation of hd:enumFoamStrength**

Value	Interpretation	Note
1	zero	
2	low	
3	medium	
4	high	
5	maximum	

NOTE: See clause 5.3.1.36 "foaming"

### 5.6.17 hd:enumGeneralLevel

Used for the "soilLevel" data point of the "washingCourseOption" ModuleClass.

**Table 5.6.17-1: Interpretation of hd:enumGeneralLevel**

Value	Interpretation	Note
1	light	
2	normal	
3	heavy	

NOTE: See clause 5.3.1.22 clothesWasherJobModeOption

### 5.6.18 hd:enumGeneralSpeed

Used for the "spinSpeed" data point of the "washingCourseOption" ModuleClass.

**Table 5.6.18-1: Interpretation of hd:enumGeneralSpeed**

Value	Interpretation	Note
1	low	
2	medium	
3	high	
4	extraHigh	

NOTE: See clause 5.3.1.22 clothesWasherJobModeOption

### 5.6.19 hd:enumGeneralTemperature

Used for the "washTemp" data point of the "washingCourseOption" ModuleClass.

**Table 5.6.19-1: Interpretation of hd:enumGeneralTemperature**

Value	Interpretation	Note
1	cold	The actual temperature is defined by the manufacturer.
2	warm	
3	hot	

NOTE: See clause 5.3.1.22 clothesWasherJobModeOption

### 5.6.20 hd:enumGrainsLevel

Used for the "grainsRemaining" data point of the "grinder" ModuleClass. This type specifies a level for supplies that have a grain-aspect, for example the level of remaining coffee beans in the grinder part of a coffee machine, or the desired level of coffee beans in this machine.

The values for the level of a liquid is covered by "hd:enumLiquidLevel" (see clause 5.6.20).

**Table 5.6.20-1: Interpretation of hd:enumGrainsLevel**

Value	Interpretation	Note
1	zero	
2	low	
3	medium	
4	high	
5	maximum	

NOTE: See clause 5.3.1.43 "grinder".

### 5.6.21 hd:enumGrindCoarseness

Used for the coarseness data points of the “grinder” ModuleClass. This type specifies the level of coarseness of a solid after grinding, for example grinded coffee beans.

**Table 5.6.21-1: Interpretation of hd:enumGrindCoarseness**

Value	Interpretation	Note
1	ultrafine	
2	fine	
3	medium	
4	coarse	
5	coarsest	

NOTE: See clause 5.3.1.43 “grinder”

### 5.6.22 hd:enumHorizontalDirection

Used for the “horizontalDirection” and “supportedHorizontalDirection” of the “airflow” ModuleClass, indicating horizontal directions.

**Table 5.6.22-1: Interpretation of hd:enumHorizontalDirection**

Value	Interpretation	Note
1	auto	
2	center	
3	left	
4	right	

NOTE: See clause 5.3.1.4 “airFlow”.

### 5.6.23 hd:enumJobStates

Used for the “currentJobState” and “jobStates” data points of the “runState” ModuleClass.

**Table 5.6.23-1: Interpretation of hd:enumJobState**

Value	Interpretation	Note
1	aborted	
2	cancelled	
3	completed	
4	paused	
5	pending	
6	processing	

NOTE: See clause 0 “runstate”.

### 5.6.24 hd:enumLiquidLevel

Used for the “liquidLevel” and “liquidRemaining” data points in the respective “liquidLevel” and “liquidRemaining” ModuleClasses.



1914

**Table 5.6.24-1: Interpretation of hd:LiquidLevel**

Value	Interpretation	Note
1	zero	
2	low	
3	medium	
4	high	
5	maximum	

NOTE: See clause 5.3.1.50 "liquidLevel" and clause 5.3.1.51 "liquidRemaining".

1915

### 5.6.25 hd:enumMachineState

1916

1917

Used for the "currentMachineState" and "machineStates" data points of the "runState" ModuleClass.

1918

**Table 5.6.25-1: Interpretation of hd:enumMachineState**

Value	Interpretation	Note
1	idle	Machine is ready to operate
2	preActive	Machine is operating its pre-functions (ex. pre-heat)
3	active	Machine is operating its functions
4	reserved	Reservation is made by user
5	stopped	Operation is stopped/aborted by some other reasons
6	error	Error has occurred
7	diagnostic	Machine reports diagnostic information to the server
8	test	Particular functions run for test
9	maintenance	Machine is needed to maintain
10	clear	The result is not removed yet
11	charging	Machine is being charged

NOTE: See clause 0 "runState".

1919

### 5.6.26 hd:enumOzoneStatus

1920

1921

Used for the "ozoneStatus" property of the "ozoneMeter" ModuleClass.

1922

**Table 5.6.26-1: Interpretation of hd:enumOzoneStatus**

Value	Interpretation	Note
1	Good	For example, 0 to 0.030 ppm.
2	Normal	For example, 0.031 to 0.090 ppm.
3	Bad	For example, 0.091 to 0.150ppm.
4	Very bad	For example, 0.151 ppm or above.

NOTE: See clause 5.3.1.60 "ozoneMeter".  
The examples in the notes are references from Korean Environmental Standard[i.7].

1923

### 5.6.27 hd:enumPlayerMode

1924

1925

Used for the "currentMode" and "supportedModes" data points in the "playerControl" ModuleClass.

1926

**Table 5.6.27-1: Interpretation of hd:enumPlayerMode**

Value	Interpretation	Note
1	stop	
2	play	
3	pause	
4	resume	
5	record	
6	rewind	
7	fast-rewind	
8	forward	
9	fast-forward	
10	searchPrevious	
11	searchNext	

NOTE: See clause 5.3.1.65 "playerControl"

1927

### 5.6.28 hd:enumRobotCleanerJobMode

Used for the "currentJobMode" and "jobModes" data points of the "robotCleanerJobMode" ModuleClass.

1929

1930

**Table 5.6.28-1: Interpretation of hd:enumRobotCleanerJobMode**

Value	Interpretation	Note
1	zigzag	The machine moves forward by going at an angle first to one side then to the other
2	sectorBase	The machine first cleans a specific sector (fo example, 1x1m), then moves to another sector.
3	spot	The machine cleans a targeted area of about specific spot

NOTE: See clause 5.3.1.74 "robotCleanerJobMode". Negative values are reserved for vendor specific modes.

1931

### 5.6.29 hd:enumSecurityMode

Used for the "currentSecurityMode" and "securityModes" data points of the "securityMode" ModuleClass.

1933

1934

**Table 5.6.29-1: Interpretation of hd:enumSecurityMode**

Value	Interpretation	Note
1	active	Unit is active
2	armedAway	Unit is armed for away
3	armedInstant	Unit is armed instantly
4	armedMaximum	Unit is armed at maximum level
5	armedNightStay	Unit is armed in night stay
6	armedStay	Unit is armed in stay mode

NOTE: See clause 5.3.1.76 "securityMode"

1935

### 5.6.30 hd:enumSpinLevelStrength

Used for the "spinLevelStrength" data points of the "spinLevel" ModuleClass, indicating the strength of a spinLevel.

1937

1938

**Table 5.6.30-1: Interpretation of hd:enumSpinLevelStrength**

Value	Interpretation	Note
1	zero	
2	sensitive	
3	weak	
4	medium	
5	strong	
6	maximum	

NOTE: See clause 5.3.1.84 "spinLevel".

1939

### 5.6.31 hd:enumSteamClosetJobMode

Used for “currentJobMode” and “jobModes” data points of the “steamClosetJobMode” ModuleClass.

**Table 5.6.31-1: Interpretation of hd:enumSteamClosetJobMode**

Value	Interpretation	Note
1	reduceOdor	Using pure water, the machine help remove the smells on clothes.
2	steamWrinkle	The machine steams away wrinkles and also creates pant creases, as well as keep them crisp.
3	helpClean	Using pure water without chemical additives, the machine sanitizes fabrics and items that are difficult to wash.
4	gentleDry	The machine dries fragile garments without worrying about shrinkage or damage.

NOTE: See clause 5.3.1.85 "steamClosetJobMode". Negative values are reserved for vendor specific modes.

### 5.6.32 hd:enumSupportedMediaSources

Used for the “supportedMediaSources” data point of the “mediaSelect” ModuleClass.

**Table 5.6.32-1: Interpretation of hd:enumSupportedMediaSources**

Value	Interpretation	Note
1	tuner	
2	component	
3	composite	
4	svideo	
5	rgb	
6	dvi	
7	hdmi	
8	displayPort	
9	scart	
10	externalStorage	
11	network	

NOTE: See clause 5.3.1.53"mediaSelect". Negative values are reserved for vender specific sources.

### 5.6.33 hd:enumTasteStrength

Used for the “strength” data point of the “brewing” ModuleClass, indicating strength of a drink taste, for example coffee strength.

**Table 5.6.33-1: Interpretation of hd:enumTasteStrength**

Value	Interpretation	Note
1	zero	
2	sensitive	
3	medium	
4	strong	
5	maximum	

NOTE: See clause 5.3.1.16 “brewing”

### 5.6.34 hd:enumTone

Used for the “tone” data point of the “alarmSpeaker” ModuleClass.

1955

**Table 5.6.34-1: Interpretation of hd:enumTone**

Value	Interpretation	Note
1	fire	
2	theft	
3	emergency	
4	doorbell	
5	deviceFail	

NOTE: See clause 5.3.1.7 "alarmSpeaker".

1956

1957

### 5.6.35 hd:enumUvStatus

1958

Used for the "uvStatus" data point of the "uvSensor" ModuleClass.

1959

**Table 5.6.35-1: Interpretation of hd:enumUvStatus**

Value	Interpretation	Note
1	Good	
2	Normal	
3	Bad	
4	Very Bad	
5	Danger	

NOTE: See clause 5.3.1.92 "uvSensor".

1960

1961

### 5.6.36 hd:enumVerticalDirection

1962

Used for the "verticalDirection" and "supportedVerticalDirection" data points of the "airFlow" ModuleClass, indicating vertical direction.

1963

1964

**Table 5.6.36-1: Interpretation of hd:enumVerticalDirection**

Value	Interpretation	Note
1	auto	
2	center	
3	up	
4	down	

NOTE: See clause 5.3.1.4 "airFlow".

1965

1966

### 5.6.37 hd:enumWaterFlowStrength

1967

Used for the "waterLevelStrength" data point of the "waterFlow" ModuleClass, indicating the strength of a waterflow.

1968

**Table 5.6.37-1: Interpretation of hd:enumWaterFlowStrength**

Value	Interpretation	Note
1	zero	
2	sensitive	
3	weak	
4	medium	
5	strong	
6	maximum	

NOTE: See clause 5.3.1.93 "waterFlow".

1969

1970

### 5.6.38 hd:enumBaliseSystemIndicator

1971

Used for the "baliseTransmissionModule" ModuleClass.

1972 **Table 5.6.388-1: Interpretation of hd:enumBaliseSystemIndicator**

Value	Interpretation	Note
1	ATC	Korea [i.9]
2	ATP	Korea [i.9]
3	CTCS-3	China [i.10]

NOTE: The Note shows countries which are using a balise system which is indicated on left-hand side.

1973

## 1974 5.6.39 hd:enumWeight

1975 Used for the “unit” data point related to all ModuleClass which contains weight, indicating the units of the weight..

1976 **Table 5.6.399-1: Interpretation of hd:enumWeight**

Value	Interpretation	Note
1	kg	kilogram
2	lb	pound
3	oz	ounce

NOTE: See clause 5.3.1.93 "weight".

1977

## 1978 5.6.40 hd:enumTemperatureUnit

1979 Used for the “unit” data point related to “temperature” and “temperatureAlarm” ModuleClass which contains  
1980 temperature, indicating the units of the temperature.

1981 **Table 5.6.409-1: Interpretation of hd:enumTemperatureUnit**

Value	Interpretation	Note
1	kgC	Celsiuskilogram
2	lbF	Fahrenheitpound
3	ozK	Kelvinounce

NOTE: See clause 5.3.1.87 "temperature"5.3.1.93 "weight" and clause 5.3.1.88 "temperatureAlarm".

1982

## 1983 5.6.41 hd:enumWaterFilterType

1984 Used for the “filterType” data point of the “waterFilterType” ModuleClass.

1985 **Table 5.6.41-1: Interpretation of hd:enumWaterFilterType**

Value	Interpretation	Note
1	RO	This value indicates the Revers Osmosis type water filter.
2	UV	This value indicates the Ultraviolet type water filter.
3	UF	This value indicates the UltraFiltration type water filter.
4	AC	This value indicates the Activate Carbon type water filter.
5	SF	This value indicates the Sediment type water filter.

NOTE: See clause 5.3.1.7 "waterFilterType".

1986

## 1987 5.6.42 hd:enumDataModelType

1988 Used for the “dataModelType” DataPoint of the “dmAgent” ModuleClass.

1989

**Table 5.6.42-1 Interpretation of hd:enumDataModelType**

Value	Interpretation	Note
1	unknown	To be used for a proprietary/unknown protocol
2	OMA DM 1.3	
3	OMA DM 2.0	
4	OMA LwM2M	
5	BBF TR-181 CWMP	Version of TR-181 for TR-069
6	BBF TR-181 USP	Version of TR-181 for USP
7	oneM2M	For native oneM2M devices

1990

### 1991 5.6.43 hd:enumDmAgentState

1992 Used for the “state” DataPoint of the “dmAgent” ModuleClass.

1993

**Table 5.6.43-1 Interpretation of hd:enumDmAgentState**

1994

Value	Interpretation	Note
1	ready	The device is ready for DM operations
2	error	The device is known to be in an error state
3	sleeping	The device is known to be in sleeping mode
4	unreachable	The device is not accessible

1995

### 1996 5.6.44 hd:enumFirmwareState

1997 Used for the “state” DataPoint of the “dmFirmware” ModuleClass.

1998

**Table 5.6.44-1 Interpretation of hd:enumFirmwareState**

Value	Interpretation	Note
1	Active	The firmware is currently active
2	Ready	The firmware is ready for installation/activation
3	Downloading	The firmware is being downloaded
4	Installing	The firmware in being installed
5	Failure	The firmware installation/download has failed
6	Archival	The firmware is an archival record that cannot be reactivated.

1999

### 2000 5.6.45 hd:enumPowerState

2001 Used for the “powerStatus” DataPoint of the “dmAgent” ModuleClass.

2002

**Table 5.6.45-1 Interpretation of hd:enumPowerState**

2003

Value	Interpretation	Note
1	normal	
2	charging	
3	chargingComplete	
4	degraded	
5	low	
6	critical	
7	notInstalled	

2004

## 5.6.46 hd:enumRebootType

Used for the “rebootType” argument of the “reboot” action of the “dmAgent” ModuleClass.

**Table 5.6.46-1 Interpretation of hd:enumRebootType**

Value	Interpretation	Note
1	reboot	
2	rebootWhenReady	Reboot needed when the device is available for it
3	factoryReset	“hard” reset
4	softReset	

## 5.6.47 hd:enumSoftwareState

Used for the “state” data point of the “dmSoftware” ModuleClass.

**Table 5.6.47-1 Interpretation of hd:enumSoftwareState**

Value	Interpretation	Note
1	Inactive	
2	Activating	
3	Active	
4	Deactivating	

## 5.6.48 hd:enumPackageState

Used for the “state” data point of the “dmPackage” ModuleClass.

**Table 5.6.48-1 Interpretation of hd:enumPackageState**

Value	Interpretation	Note
1	NotInstalled	
2	Downloaded	
3	Installed	
4	Downloading	
5	Installing	
6	Uninstalling	

## 5.6.49 hd:enumPackageType

Used for the “type” data point of the “dmPackage” ModuleClass.

**Table 5.6.49-1 Interpretation of hd:enumPackageType**

Value	Interpretation	Note
1	SoftwareModule	Software module image (executable)
2	SoftwareLibrary	Software library file
3	WebContent	Web document
4	ConfigFile	Configuration file
5	VendorFile	Vendor-specific document
6	Undefined	

## 5.6.50 hd:enumBatteryMaterial

Used for the “batteryMaterial” DataPoint of the “battery” ModuleClass.

2022

**Table 5.6.50-1 Interpretation of hd:enumBatteryMaterial**

<b>Value</b>	<b>Interpretation</b>	<b>Note</b>
1	Alkaline battery	Primary cells or non-rechargeables
2	Lithium battery	Primary cells or non-rechargeables
3	Magnesium battery	Primary cells or non-rechargeables
4	Mercury battery	Primary cells or non-rechargeables
5	Nickel oxyhydroxide battery	Primary cells or non-rechargeables
6	Silver-oxide battery	Primary cells or non-rechargeables
7	Zinc-air	Primary cells or non-rechargeables
8	Lead-acid battery	Secondary cells or rechargeables
9	Lithium-ion battery(Li-ion)	Secondary cells or rechargeables
10	Lithium-ion polymer battery(LiPo)	Secondary cells or rechargeables
11	Nickel-cadmium battery(Ni-Cd)	Secondary cells or rechargeables
12	Nickel-iron battery	Secondary cells or rechargeables
13	Nickel metal hydride battery(NiMH)	Secondary cells or rechargeables
14	Nickel-zinc battery	Secondary cells or rechargeables
15	Rechargeable alkaline battery	Secondary cells or rechargeables

2023

**5.6.51 hd:enumBatteryShape**

2024

Used for the “batteryShape” DataPoint of the “battery” ModuleClass.

2025

**Table 5.6.51-1 Interpretation of hd:enumBatteryShape**

<b>Value</b>	<b>Interpretation</b>	<b>Note</b>
1	AA	Cylinder-type AA battery
2	AAA	Cylinder-type AAA battery
3	AAAA	Cylinder-type AAAA battery
4	C	Cylinder-type C battery
5	D	Cylinder-type D battery
6	N	Cylinder-type N battery
e	A23	Cylinder-type A23 battery
8	Coin-cell-4	Coin-cell type 4.8 mm diameter battery
9	Coin-cell-5	Coin-cell type 5.8 mm diameter battery
10	Coin-cell-6	Coin-cell type 6.8 mm diameter battery
11	Coin-cell-7	Coin-cell type 7.9 mm diameter battery
12	Coin-cell-9	Coin-cell type 9.5 mm diameter battery
13	Coin-cell-10	Coin-cell type 10.0 mm diameter battery
14	Coin-cell-11	Coin-cell type 11.6 mm diameter battery
15	Coin-cell-12	Coin-cell type 12.5 mm diameter battery
16	Coin-cell-16	Coin-cell type 16.0 mm diameter battery
17	Coin-cell-20	Coin-cell type 20.0 mm diameter battery
18	Coin-cell-23	Coin-cell type 23.0 mm diameter battery
19	Coin-cell-24	Coin-cell type 24.5 mm diameter battery
20	Coin-cell-44	Coin-cell type 5.4 mm diameter battery
21	Box-9V	Box type 9V battery
22	Silver Flat Pack	Flat Box Pack type
23	Car-battery	Box type 6-cell lead car battery
24	Custom-made	Custom-made by manufacturer

2026

2027

**5.6.52 hd:enum3DDisplayType**

2028

Used for the “3DDisplayType” DataPoint of the “3DDisplay” ModuleClass.

2029



2030 **Table 5.6.52-1 Interpretation of hd:enum3DDisplayType**

2031

Value	Interpretation	Note
1	Stereoscopic Display	Use "binocular disparity" method to implement 3D display. The technology uses 3D glasses to make the binocular disparity.
2	Light Field Display	The technology build barriers or lenticular lens on a RGB panel to make binocular disparity effect. It does not need 3D glasses.
3	Volumetric Display	The technology uses the interference ray as the light source. The 3D image is formed as a set of pixels that the pixels are generated as a bright point in the position of constructive interference is made. This technology does not need 3D glasses.
4	ETC	

2032

2033 **5.6.53 hd:enum3DScannerType**

2034 Used for the "3DScannerType" DataPoint of the "3DScanner" ModuleClass.

2035

2036 **Table 5.6.53-1 Interpretation of cod:enum3DScannerType**

2037

Value	Interpretation	Note
1	TOF	Use "Time Of Flight" method to scan 3D object. The technology calculates time gap between shooting and return of the reflected laser light.
2	Phase Shift	The technology uses "Phase shift waveform analysis". It analyses the distance gap between two reflected laser beam phase which are shot from the scanner.
3	Waveform	The technology uses "Triangulation method". Based on the triangulation method, it uses pointbeam or TOF method.
4	MPT	The technology uses "Miniaturized Projection Technique" to scan. It projects specific pattern of White light, indicates the size and depth by analysis of the reflected pattern on the object.
5	ETC	The other technology is used to scan an object.

2038

2039

2040

2041

2042 **5.7 Universal and Common Properties for Device models**

2043 Universal and common properties are defined either as the specialized [objectAttribute]s of the [deviceInfo] resource in  
 2044 annex D.8 of TS-0001[3] when the Device model contains a *nodeLink* attribute that links to a <node> resource, or as  
 2045 specialized custom attributes of the [dmDeviceInfo] in clause 5.8.4 when the Device model contains a *flexNodeLink*  
 2046 attribute that links to a [flexNode] resource (See Rule 1-8 in clause 6.2.2). Some properties are mandatory for all device  
 2047 models and called "Universal Properties", since they are universally seen in typical device types and carry necessary  
 2048 information to identify each device instance. Others are optional for all device models and called "Common Properties",  
 2049 since they are commonly used in many device types but not always.

2050 Universal and common properties are applicable to all device models. They are not repeated in the property table of  
 2051 each device model in clause 5.5, where only device specific properties shall be specified.

2052 NOTE: The instantiated values of the universal properties might be empty in case of exceptional scenarios, e.g.  
 2053 interworking with non-oneM2M device models.

## 2054 5.8 Device Management

### 2055 5.8.1 Introduction

2056 The entities that are specified in this section allow performing classical Device Management (DM) functions: rebooting  
 2057 a device, upgrading it, reading / setting its configuration, monitoring its logs, checking its memory or battery status,  
 2058 managing its firmware or its software modules, etc. They belong to the “management” domain.

2059 In the case of a NoDN, it is the IPE in charge of exposing the device to oneM2M that creates / implements these  
 2060 modules. It may rely on external Device Management techniques like e.g. LwM2M (from OMA) or USP (from BBF),  
 2061 or any other technique, proprietary or standardized, that allows performing at least some DM functions, for instance a  
 2062 reboot.

### 2063 5.8.2 flexNode

2064 This flexContainer specialization is the root for SDT-based Device Management modules.

2065 The containerDefinition attribute of this specialization shall be “org.onem2m.management.device.flexNode”.

2066 It is targeted by the flexNodeLink attribute of <flexContainer> SDT devices (see in 6.2.2 the rules 1-6, 1-7 and 1-8).

2067 **Table 5.8.2-1: Child resources of [flexNode] resource**

Child Resources of [flexNode]	Child Resource Type	Multiplicity	Description
dmAreaNwkInfo_<i>	[dmAreaNwkInfo]	0..n	See clause 5.8.10
dmAgent	[dmAgent]	0..1	See clause 5.8.3
dmDeviceInfo	[dmDeviceInfo]	1	See clause 5.8.4
dmDataModelIO_<i>	[dmDataModelIO]	0..N	See clause 5.8.5
dmFirmware_<i>	[dmFirmware]	1..N	See clause 5.8.6
dmSoftware_<i>	[dmSoftware]	0..N	See clause 5.8.7
dmEventLog_<i>	[dmEventLog]	0..N	See clause 5.8.8
dmPackage_<i>	[dmPackage]	0..N	See clause 5.8.9
battery_<i>	[battery]	0..N	See clause 5.3.10
dmCapability_<i>	[dmCapability]	0..N	See clause 5.8.12
dmStorage_<i>	[dmStorage]	0..N	See clause 5.8.13

2068 NOTES:

- 2069 • the notation ‘\_<i>’ for child resources indicates that the resource name is the name of the child ModuleClass or  
 2070 SubDevice flexContainer, appended with an underscore ‘\_’ and an incrementing index so that it is unique in  
 2071 the [flexNode] children (e.g. “dmFirmware\_0”, “dmFirmware\_1”, etc.). The index shall not have leading 0’s.
- 2072 • the current list of modules for Device Management is not fixed and can evolve with new optional features.

2073

2074 **Table 5.8.2-2: Custom Attributes of [flexNode] resource**

Attributes of [flexNode]	Multiplicity	RW/RO/WO	Description	[flexNodeAnnc] attributes
nodeID	1	RW	The M2M-Node-ID of the node which is represented by this <flexNode> resource.	
hostedAELinks	0..1(L)	RO	This attribute allows to find the AEs that are represented by this [flexNode] resource, if any. The attribute shall contain a list of resource identifiers of <AE> resources representing the ADN-Aes that are represented by the current [flexNode] resource.	OA
hostedServiceLinks	0..1(L)	RO	This attribute allows to find SDT device <flexContainer> resources that have been created to represent services hosted on a device (ADN or NoDN proxied by an IPE), the device being represented by this [flexNode] resource. If the device hosts a set of services represented by SDT device <flexContainer>s, then the attribute shall contain the list of resource identifiers of these <flexContainer> resources.	OA

2075

2076 If the <flexContainer>(s) that are listed in the *hostedServiceLinks* attribute have a *nodeLink* attribute that points to a  
2077 <node>, then :

- 2078 - if there are more than one such <flexContainer>, they shall all have the same *nodeLink* attribute value, and
- 2079 - this [flexNode] resource shall have a *nodeLink* attribute with the same value, and shall have the same nodeID  
2080 attribute as this <node> resource.

2081

### 5.8.3 dmAgent

2082 This ModuleClass is the entry point module of [flexNode]; it provides capabilities to control and monitor the  
2083 Device Management of the device.

2084

**Table 5.8.3-1 Actions of dmAgent ModuleClass**

Return Type	Name	Arguments	Optional	Description
none	reboot	rebootType: hd:enumRebootType	false	Execute a reboot or a factory reset
M2MID	deployPackage	name: xs:string version: xs:string url: xs:url	true	Create a dmPackage. Return the ID of the created package.

2085

2086 The *deployPackage* action allows creating a new [dmPackage] module class (see clause 5.8.9), child of this  
2087 dmAgent's parent *flexNode*. The returned value is the ID of this created <flexContainer>. The created dmPackage  
2088 is in NotInstalled state.

2089 The DataPoints of dmAgent Module Class are as follows:

- 2090 - 'state' represents the state of the agent for DM purposes (ready, sleeping, etc.).
- 2091 - some optional device properties which can be used for Device Management purpose. The dmAgent can be seen  
2092 as a 'dashboard' that gathers common information such as battery level, memory or CPU usage...

2093

**Table 5.8.3-2 DataPoints of dmAgent ModuleClass**

<b>Name</b>	<b>Type</b>	<b>R/W</b>	<b>Optional</b>	<b>Unit</b>	<b>Description</b>
state	hd:enumDmAgentState	R	false		The current state of the agent (ready, error, etc.)
storageAvailable	xs:integer	R	true	KB	The size of available storage memory.
storageTotal	xs:integer	R	true	KB	The size of total storage memory.
ramAvailable	xs:integer	R	true	KB	The size of available RAM memory.
ramTotal	xs:integer	R	true	KB	Total size of the RAM memory.
powerStatus	hd:enumPowerState	R	true		The status of the electrical power.
cpuUsage	xs:integer	R	true	%	Current CPU usage in percent.
systemTime	m2m:timestamp	RW	true		Reference time for the device.

2094

## 5.8.4 dmDeviceInfo

This ModuleClass is used to share static information regarding the device.

**Table 5.8.4-1 DataPoints of dmDeviceInfo ModuleClass**

Name	Type	R/W	Optional	Unit	Description
serialNumber	xs:string	R	true		Unique device label assigned by the manufacturer. The value of the datapoint typically exposes the device's serial number that is specific to a manufacturer.
manufacturer	xs:string	R	true		The name/identifier of the device manufacturer.
manufacturerDetailsLink	xs:anyURI	RW	true		URL to manufacturer's website.
manufacturingDate	m2m:timestamp	R	true		Manufacturing date of device.
model	xs:string	R	true		The name/identifier of the device model assigned by the manufacturer.
subModel	xs:string	R	true		Device sub-model name.
hwVersion	xs:string	R	true		The hardware version / revision of the device.
osVersion	xs:string	R	true		Version of the operating system (defined by manufacturer).
country	m2m:countryCode	R	true		Country code of the device. It could be manufacturing country, deployment country or procurement country.
supportURL	xs:anyURI	RW	true		URL that points to product support information of the device.
presentationURL	xs:anyURI	RW	true		To quote UpnP: "the control point can retrieve a page from this URL, load the page into a web browser, and depending on the capabilities of the page, allow a user to control the device and/or view device status. The degree to which each of these can be accomplished depends on the specific capabilities of the presentation page and device".
friendlyName	xs:string	RW	true		The device friendly name.
description	xs:string	RW	true		A human readable description of the device (e.g. Alice's cell phone, kitchen's fridge...)

NOTE: although all datapoints are optional, depending on the underlying DM technology, some datapoints should be filled, for instance serialNumber, manufacturer and model when this information is available.

## 5.8.5 dmDataModelIO

This ModuleClass provides capabilities to handle the device's Data Model for cases where the underlying Device Management technology supports APIs that are not directly reflected in the *flexNode* modules.

2104

**Table 5.8.5-1 Actions of dmDataModelIO ModuleClass**

Return Type	Name	Arguments	Optional	Description
xs:string	readIO	address: xs:string	true	Read the current values of parameters. Argument: the list of the parameter names. Returns a JSON serialization of the parameters (see Rules 3-2 and 3-6 in clause 6.2.4).
xs:string	writeIO	address: xs:string payload: xs:string	true	Update the current values of parameters. Arguments: 'address': the list of the parameter names, 'payload': the list of the parameter values. Returns the list of the modified parameter names.

2105

2106

**Table 5.8.5-2 DataPoints of dmDataModelIO ModuleClass**

Name	Type	R/W	Optional	Unit	Description
dataModelType	hd:enumDataModelType	R	false		The type of the data model (OMA DM, OMA LwM2M, BBF TR-181, etc.).

2107

2108 The *readIO* and *writeIO* actions are defined for handling parameters of the underlying Device Management  
2109 protocol using the APIs defined by those technologies. The values used in the *address* argument are  
2110 dependent on the value of the *dataModelType* data point of the *dmAgent* module.

2111 Example of *address* values could be 'Device.WiFi.SSID.1' if *dataModelType*=6 (BBF TR-181 USP) or  
2112 '/9/1/1' if *dataModelType*=4 (OMA LwM2M).

2113 These *address* and *payload* argument can contain several values separated by a comma ','. The *payload*  
2114 argument's value types are the valid JSON primitive types (string, number, boolean, null).

2115 Examples:

2116 readIO (address="Device.WiFi.SSID.SSID")

2117 → {"Device.WiFi.SSID.SSID": "SSIDName"}

2118 readIO (address="/3/0/1,/3/0/2")

2119 → {"\3/0/1": "MyCompany", "\3/0/2": "SN376575A86"}

2120 writeIO (address="Device.DeviceInfo.FriendlyName,Device.WiFi.SSID.SSID",  
2121 payload="my device,my ssid")

2122 → {"Device.DeviceInfo.FriendlyName,Device.WiFi.SSID.SSID"}

2123 writeIO (address="/3/0/15", payload="[Europe/Paris](#)")

2124 → {"\3/0/15"}

2125 NOTE: some datapoints of the *dmAgent* and *dmDeviceInfo* moduleClasses correspond to fixed parameters in OMA  
2126 & BBF data models. The corresponding concepts in OMA DM / LwM2M data models (resp. BBF TR-  
2127 181) are specified in oneM2M TS-0005 (resp. TS-0006). For instance the datapoint *memAvailable*  
2128 corresponds to 'Device.DeviceInfo.MemoryStatus.Free' in TR-181 (see TS-0006 clause  
2129 7.3) and to '/3/0/10' in LwM2M (TS-0005 clause 6.3.4).

## 2130 5.8.6 dmFirmware

2131 This ModuleClass provides Device Management capabilities to control and monitor the firmware of a device.

2132 The device can contain multiple components (a graphic card for instance) that can have individual firmwares, and they  
2133 need to be managed separately. The [*flexNode*] allows one [*dmFirmware*] module per component plus one 'major'  
2134 [*dmFirmware*] for the device itself.

2135 Individual firmwares are managed using the [*dmFirmware*] actions presented in Table 5.8.6-1.

2136

**Table 5.8.6-1 Actions of dmFirmware ModuleClass**

Return Type	Name	Argument	Optional	Description
xs:string	updateFirmware	url: xs:url version: xs:string	true	Downloads a new firmware to the device / sub-component. In case of devices that do support toggling between multiple preinstalled firmware versions it also starts the firmware flashing/installation process. The updateFirmware action as it results returns an AE/IPE message indicating if the action was successful or not.
xs:string	toggle	none	true	Toggles between the firmware versions installed on a device/sub-component. In case of devices that do not support such toggling, it triggers the firmware flashing/installation process. The toggle action as it results returns an AE/IPE message indicating if the action was successful or not.

2137

2138 The abstraction model used for [dmFirmware] manages the firmware through two images: a *primary* firmware image  
2139 and a *secondary* one. Despite the naming both images are equivalent and a secondary image can be actively used by a  
2140 device just like the primary one.

2141 Using an abstraction model based on two firmware images it is possible to effectively manage firmware on devices with  
2142 different firmware capabilities. The state machine for firmware management using two images is shown in Figure 5.8.6-  
2143 1 for devices that do support toggling between multiple preinstalled firmware versions and in Figure 5.8.6-2 for devices  
2144 that can have only one firmware version installed.

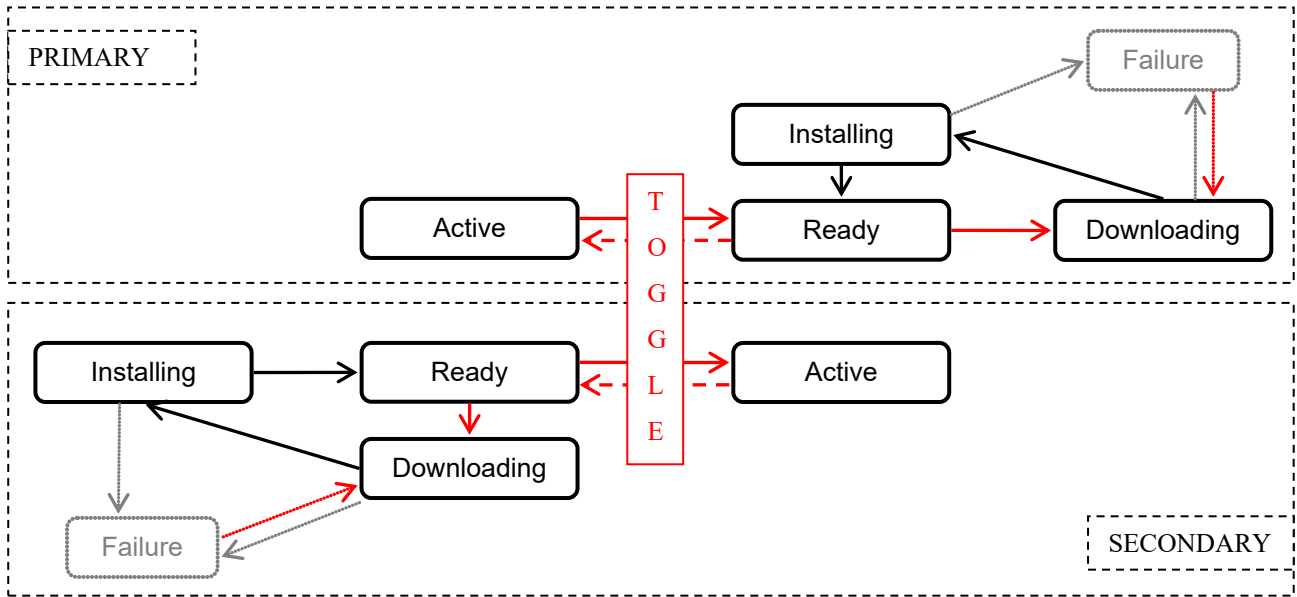
2145

**Table 5.8.6-2 DataPoints of dmFirmware ModuleClass**

Name	Type	R/W	Optional	Unit	Description
multiFirmware	xs:boolean	R	false		Indicates if the device/sub-component supports toggling between multiple preinstalled firmware versions
primaryState	hd:enumFirmwareState	R	false		The current state of the primary firmware image (active, downloading, etc.)
primaryName	xs:string	R	false		The name of the primary firmware image.
primaryVersion	xs:string	R	false		The version of the primary firmware image.
primaryUrl	xs:url	R	true		The URL from which the primary firmware image was downloaded
secondaryState	hd:enumFirmwareState	R	true		The current state of the secondary firmware image (active, downloading, etc.). Mandatory when updateFirmware is available
secondaryName	xs:string	R	true		The name of the secondary firmware image.
secondaryVersion	xs:string	R	true		The version of the secondary firmware image.
secondaryUrl	xs:url	R	true		The URL from which the secondary firmware image was downloaded
component	xs:string	R	true		Allows to identify the sub-component that uses this firmware. This datapoint is mandatory if this is a sub-component firmware.

2146

2147 NOTE: both primary and secondary firmware image related dataPoints are mandatory when updateFirmware is  
2148 available, however depending on the device capabilities one of the two state machines – the one presented  
2149 in Figure 5.8.6-1 or the one shown in Figure 5.8.6-2 should be used.

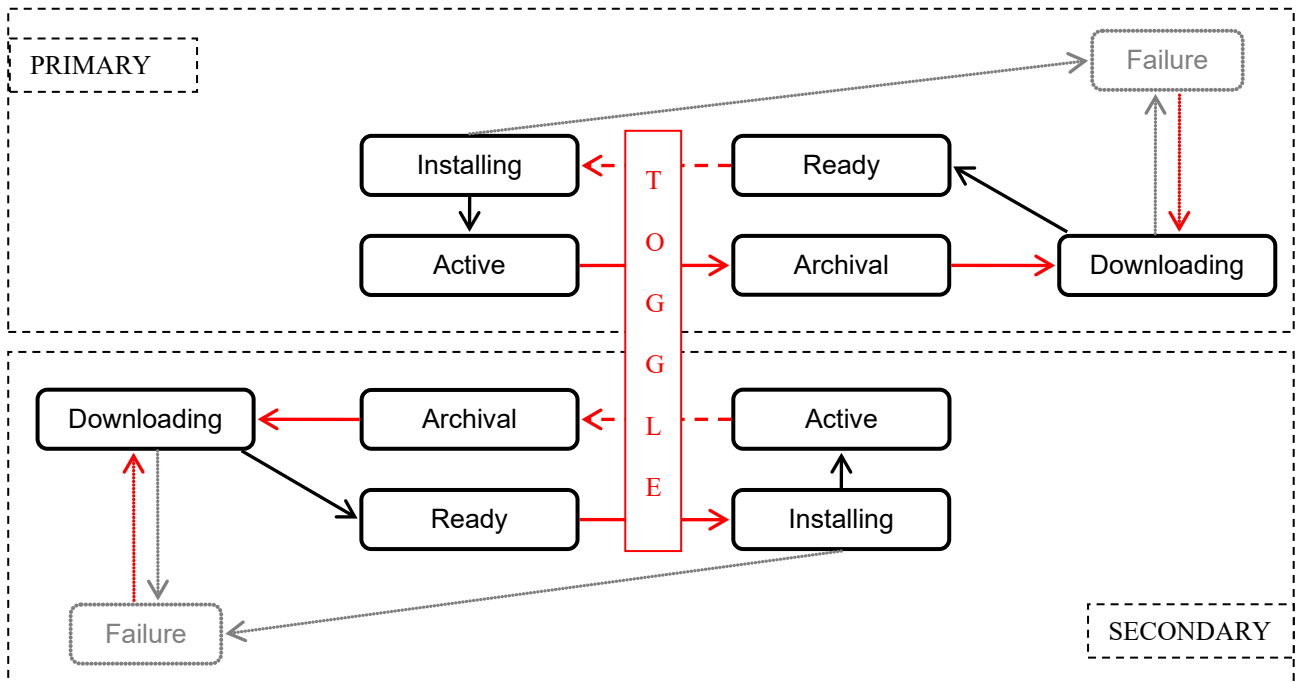


2150  
2151  
2152 **Figure 5.8.6-1: Lifecycle of a dmFirmware for devices that support toggling between preinstalled firmware images**

2153 For devices that support toggling between multiple preinstalled firmware images the following rules apply:

- 2154 - There is always one firmware image that is in “Active” state.
- 2155 - Toggling between firmware images is only possible if one image is in “Ready” state and the other image is in “Active” state.
- 2156 - *updateFirmware* action is always performed on the image that is in “Ready” or “Failure” state.

2157  
2158 NOTE: it is the AE/IPE responsibility to provide the appropriate action result pointing if the action was triggered on  
2159 the device or not (e.g. if the current firmware state did not allow it).





2161 **Figure 5.8.6-2: Lifecycle of a dmFirmware for devices that can have only one firmware version**  
2162 **installed**

2163 In case of a device that can have only one firmware version installed the additional firmware image is used differently.  
2164 First of all it's treated as a temporary storage for the *updateFirmware* action that triggers the download process. When  
2165 the download process is finished the status of the firmware image is changed to "Ready". It's important to note that in  
2166 this case the installation/flashing process is started after the *toggle* action is issued, making it a "long toggle". At the  
2167 very same moment the toggle is issued, the previously active firmware image is moved to "Archival" state, making it a  
2168 historical record that cannot be restored. The reason why it cannot be restored is trivial – it was just overwritten by the  
2169 flashing process.

2170 For devices that can have only one firmware version installed the following rules apply:

- 2171 • There is always no more than one firmware image that is in "Active" or "Installing" state.
- 2172 • Toggling between firmware images is only possible if one image is in "Ready" state and the other image is in  
2173 "Active" state.
- 2174 • The *toggle* action moves the image that was previously in "Active" state to the "Archival" state.
- 2175 • The *toggle* action moves the image that was previously in "Ready" state to the "Installing" state.
- 2176 • *updateFirmware* action is always performed on the image that is in "Archival" or "Failure" state.
- 2177 • If one image is in "Archival" state and the other is in "Failure" state the *updateFirmware* action is always  
2178 performed on the image that is in "Archival" state.

2179 NOTE: it is the AE/IPE responsibility to provide the appropriate action result pointing if the action was triggered on  
2180 the device or not (e.g. if the current firmware state did not allow it).

## 2181 5.8.7 dmSoftware

2182 This ModuleClass provides DM capabilities to control and monitor software modules of the device.

2183 An instance of this module class represents a software module hosted by the device.

2184  
2185 A [dmSoftware] module is created on a Hosting CSE by the IPE in charge of the device, either at the initialization if it  
2186 represents a software module that is pre-installed on the device, or after installation of one or more [dmPackage]  
2187 modules (see clause 5.8.9) that have been dynamically created (for instance a software image with associated  
2188 configuration files and libraries).

2189 The association between one or more dmPackage modules and a dmSoftware module are under the responsibility of the  
2190 IPE: dmSoftware modules are created, deleted or updated only by the IPE (for instance updating a dmPackage can  
2191 trigger the modification of the *version* datapoint of an associated dmSoftware).

2192 From external applications, [dmSoftware] modules can only be discovered from the parent [flexNode], not created, and  
2193 afterwards they can only be activated / deactivated. They can be seen as 'high level' information ("there is such  
2194 software that is running on the device"), whereas dmPackages are 'low level' information ("there is such executable file  
2195 that is deployed on the device").

2196

**Table 5.8.7-1 Actions of dmSoftware ModuleClass**

Return Type	Name	Argument	Optional	Description
none	activate	none	true	Activate the software module.
none	deactivate	none	true	Deactivate the software module.

2197

2198

**Table 5.8.7-2 DataPoints of dmSoftware ModuleClass**

Name	Type	R/W	Optional	Unit	Description
state	hd:enumSoftwareState	R	false		The current state of the software module (see clause 5.6.47).
name	xs:string	R	true		The name of the software module.
version	xs:string	R	true		The version of the software module.

2199

2200

## 5.8.8 dmEventLog

2201

This ModuleClass provides DM capabilities to control and monitor event logs of the device.

2202

**Table 5.8.8-1 Actions of dmEventLog ModuleClass**

Return Type	Name	Arguments	Optional	Description
none	retrieveLog	start: xs:datetime end: xs:datetime	true	Upload from the device the logging data between 'start' and 'end'. 'start' must be a date before 'end', and is optional. The default is beginning of time. 'end' must be a date after 'start' and is optional. The default is the timestamp of the last available log entry.

2203

2204

2205

2206

2207

2208

This action, if provided, requests the IPE to read logging data on the device. This log is then stored in the 'data' datapoint. It is only valid when the 'enabled' datapoint is *true*. The *start* and *end* arguments are only indications of the timeframe for the log retrieval. If a target device can deliver only partial logs for a given timeframe, for example when the *start* argument is too far in the past and logs are not available for that time anymore, then the device shall deliver logs from the earliest available point in time on.

2209

**Table 5.8.8-2 DataPoints of dmEventLog ModuleClass**

Name	Type	R/W	Optional	Unit	Description
type	m2m:logTypeId	R	false		The type of the log (e.g. security log, system log...).
data	xs:string	R	false		Raw data of <i>last</i> event. No format specified.
status	m2m:logStatus	R	false		The current status of the logging process (Started, Stopped, Error, etc.)
enabled	xs:boolean	RW	false		Start / stop logging.

2210

For devices using the dmEventLog ModuleClass, the following rules apply:

2211

2212

- The actual logging process on the device (if any), and the retrieval of device logging data by the IPE, are out of scope of this document.

2213

2214

- Instances of this module should only be created by the IPE (one per log type supported by the device for instance).

2215

2216

- The IPE can create a [dmEventLog] instance with *status* datapoint 'NotPresent' for a given log type, to indicate that this log type is not supported by the device. Otherwise *status* should have value 'Started' (resp. 'Stopped')

2217 if the *enabled* datapoint is set to *true* (resp. *false*). The *status* datapoint can be given ‘Error’ value if the log  
 2218 processing dysfunctions.

- 2219 • The IPE should use the *<flexContainerInstance>* history mechanism (see TS-0001 § 9.6.59) by setting on  
 2220 [dmEventLog] at least one attribute *maxNrOfInstances*, *maxByteSize* or *maxInstanceAge*. Then for each log  
 2221 event read by the IPE from the device, and if the *enabled* datapoint has value *true*, a *<flexContainerInstance>*  
 2222 resource shall be created, child of this module *<flexContainer>*. The [dmEventLog] module itself just contains  
 2223 the *last* logged event from the device for this log type.
- 2224 • The [dmEventLog] *<flexContainer>*, and therefore its *<flexContainerInstance>* children resources, should have  
 2225 a *dataGenerationTime* custom attribute that indicates the time the event was logged *on the device* (see Rule 2-5  
 2226 in section 6.2.3).

2227 When the *enabled* datapoint is set to *false*, the IPE shall set the *status* datapoint to ‘Stopped’ and shall not modify the  
 2228 *data* datapoint of the module, and therefore shall not create any *<flexContainerInstance>* child resource.

2229

### 2230 5.8.9 dmPackage

2231 This ModuleClass provides DM capabilities to deploy, control and monitor packages of the device.

- 2232 • These packages can be simple resource files such as software libraries, configuration files, etc. In this case the  
 2233 *softwares* datapoint will be empty.
- 2234 • They also can correspond to software images, in which case their installation will trigger the creation by the IPE  
 2235 of one or more [dmSoftware] SDT modules classes that can be activated / deactivated (see clause 5.8.7). In this  
 2236 case the *softwares* datapoint will contain the list of IDs of this(these) dmSoftware module(s).
- 2237 • Instances of the dmPackage module class can be dynamically created by the *deployPackage* action of the  
 2238 dmAgent module class (see clause 5.8.2).

2239 **Table 5.8.9-1 Actions of dmPackage ModuleClass**

Return Type	Name	Argument	Optional	Description
none	install	none	false	Download if needed and install the package.
none	uninstall	none	false	Uninstall the package.
none	update	version: xs:string url: xs:string	false	Update the package.

2240

2241 Notes:

- 2242 • The package can be pre-downloaded when the [dmPackage] resource is created.
- 2243 • In the *update* action, the arguments *version* and *url* can be empty strings (case for instance of updating a  
 2244 package on a Linux-type system).
- 2245 • When the [dmPackage] resource is deleted, the package shall be removed from the device.

2246

**Table 5.8.9-2 DataPoints of dmPackage ModuleClass**

Name	Type	R/W	Optional	Unit	Description
type	hd:enumPackageType	R	false		The type of the package (software, library, config file, web content, etc. See clause 5.6.49)
state	hd:enumPackageState	R	false		The current state of the package (see clause 5.6.48)
name	xs:string	R	true		The name of the package.
version	xs:string	R	true		The version of the package.
url	xs:url	R	true		The URL from which the package can be downloaded
softwares	m2m:listOfM2MID	R	true		The list of dmSoftware modules, if any, that are associated with this dmPackage

2247

2248

Notes:

2249

2250

2251

- the dmPackage *name* and *version* datapoints are optional because they can be deduced from the downloaded resource. The *url* datapoint is optional because the package can be pre-installed or downloaded from a default repository (for instance a package on a Linux-type system).

2252

2253

2254

- The possible dependencies between dmPackage modules (for instance the dmPackage of an executable software image depends on the deployment of other dmPackage that correspond to libraries needed by this software) is out of scope of this document.

2255

2256

The control of the association between a dmPackage and an associated dmSoftware, for instance updating a dmPackage when the dmSoftware is active, is out of scope of this document.

2257

## 5.8.10 dmAreaNwkInfo

2258

2259

A dmAreaNwkInfo is a SDT SubDevice entity, mapped as a <flexContainer> resource that expresses the information about the devices in a M2M Area Network managed by the parent flexNode.

2260

2261

**Table** エラー! [ホーム] タブを使用して、ここに表示する文字列に Nagłówek 4 を適用してください。 **10-1:**

**Properties of dmAreaNwkInfo model**

Property Name	Property Type	Multiplicity	Description
areaNwkType	xs:string	1	Indicates the type of M2M Area Network

2262

2263

**Table 5.8.10-2: Modules of dmAreaNwkInfo model**

Module Instance Name	Module Class Name	Multiplicity	Description
dmAreaNwkDeviceInfo	dmAreaNwkDeviceInfo	0..N	See clause 5.8.11

## 5.8.11 dmAreaNwkDeviceInfo

This ModuleClass is used to share information regarding the devices in the M2M Area Network.

**Table 5.8.11-1 DataPoints of dmAreaNwkDeviceInfo ModuleClass**

Name	Type	R/W	Optional	Unit	Description
devId	xs:string	R	false		Indicates the id of the device. It could be the id of the hardware or nodeId.
devType	xs:string	R	false		Indicates the type of the device. The attribute also indicates the functions or services that are provided by the device. Examples include temperature sensor, actuator, Zigbee coordinator or Zigbee router
sleepInterval	xs:integer	R	true	seconds	The interval between two sleeps.
sleepDuration	xs:integer	R	true	seconds	The time duration of each sleep.
status	xs:string	R	true		The status of the device (sleeping or waked up).

## 5.8.12 dmCapability

This ModuleClass is used to model the service capabilities of a managed device.

**Table エラー! [ホーム] タブを使用して、ここに表示する文字列に Nagłówek 4 を適用してください。 8.12-1:**

**Actions of dmCapability ModuleClass**

Return Type	Name	Argument	Optional	Documentation
m2m:status	enable	none	true	The action that allows enabling the device capability. Returns the status of the action.
m2m:status	disable	none	true	The action that allows disabling the device capability. Returns the status of the action.

**Table 5.8.12-2 DataPoints of dmCapability ModuleClass**

Name	Type	R/W	Optional	Unit	Description
name	xs:string	R	false		The name of the device capability.
attached	xs:boolean	R	false		Indicates whether the capability is currently attached to the device or not.
currentState	xs:boolean	R	false		Indicates the current state of the capability (e.g. enabled or disabled).

## 5.8.13 dmStorage

This ModuleClass is used to model the storage on a managed device.

**Table エラー! [ホーム] タブを使用して、ここに表示する文字列に Nagłówek 4 を適用してください。 8.13-1:**

**Actions of dmStorage ModuleClass**

Return Type	Name	Argument	Optional	Documentation
none	format	none	true	The action that allows to format the mounted storage.
none	unmount	none	true	The action that allows to safety eject storage device.

2277

2278

Table 5.8.13-2 DataPoints of dmStorage ModuleClass

Name	Type	R/W	Optional	Unit	Description
UUID	xs:string	R	true		The uuid of the storage device.
type	xs:integer	R	true		Indicates the type of storage. 0 indicates internal and 1 indicates external.
name	xs:string	RW	true		Indicates name of the mounted storage.
writeSpeed	xs:integer	R	true		Indicates the write speed of storage device.
readSpeed	xs:integer	R	true		Indicates the read speed of storage device.
availStorage	xs:integer	R	false	MB	Indicates the current available amount of memory.
totalStorage	xs:integer	R	false	MB	Indicates the total amount of memory available.
presence	xs:integer	R	true		Indicates current presence status of memory card. 0 indicates card is ejected, 1 indicates card is inserted.
status	xs:integer	R	true		Indicates current operation status of storage. 1 – indicates storage is ready, 0 indicates storage is busy.
mounts	xs:integer	R	true		Indicates number of successful mounts of the storage.
forcedUnmounts	xs:integer	R	true		Indicates number of forced unmounts of the storage.
fileSystem	xs:string	RW	true		Indicates the filesystem type used on the mounted storage.
mountingPoint	xs:string	RW	true		Indicates mounting point of the mounted storage.
mountOptions	xs:string	R	true		Indicates additional file system specific and file system independent mount options that indicate specific behaviours of the mount point as well as the capabilities of the underlying file system.
writable	xs:boolean	R	false		Indicates whether the storage volume is mounted as read/write ("TRUE") or read-only ("FALSE").

2279

2280

2281

2282

## 6 The Principle of Resource Mapping for Home Appliance Information Model

2283

### 6.1 Introduction

2284

2285

2286

Home appliance information models which are defined in clause 5 need to be represented as resources in the oneM2M system. This clause defines the principle of resource mapping based on <flexContainer>. The individual information mapping is provided in annexes A, B, C and D.

2287

### 6.2 The Resource Mapping Rules

2288

#### 6.2.1 Introduction

2289

The present clause specifies the rule to map the "Harmonized Information Model" to oneM2M resources.

## 2290 6.2.2 Resource mapping for Device model

2291 When the AE exposes a controlling interface for a home domain device which is specified as an information model in  
2292 clause 5.5, a specialization of the <flexContainer> resource shall be created as the mapping of the model following  
2293 conversion rules:

- 2294 • Rule 1-1: Each Device model defined in clause 5.5 shall be mapped to a specialization of <flexContainer>.  
2295 The *containerDefinition* attribute shall be set according to 6.4.2.
- 2296 • Rule 1-2: Each entry in the 'Module' table shall be mapped to a child resource(s) which is mapped as a  
2297 specialised <flexContainer> following the rule in clause 6.2.3.
- 2298 • Rule 1-3: The specialized <flexContainer> resource of the Device model may contain an optional attribute  
2299 *nodeLink* (as defined in TS-0001[3] and in TS-0004[4]). The value of *nodeLink* shall be set to the resource  
2300 identifier of a <node> resource described in Rule 1-5 below. See also Rule 1-8.
- 2301 • Rule 1-4: XSD file for each Device model shall be named according to 6.5.2.
- 2302 • Rule 1-5: If the *nodeLink* attribute is present, a <node> resource shall be created on the same hosting CSE as  
2303 the <flexContainer> representing this Device model. The <node> resource contains all the management  
2304 information as specialized <mgmtObj> resources (e.g. [firmware]) about the Device model instance for device  
2305 management purposes.
- 2306 • Rule 1-6: The specialized <flexContainer> resource of the Device model may contain an optional  
2307 [customAttribute] named *flexNodeLink*. The value of *flexNodeLink* shall be set to the resource identifier of a  
2308 <flexContainer> resource described in Rule 1-7 below. See also Rule 1-8.
- 2309 • Rule 1-7: If the *flexNodeLink* [customAttribute] is present, a [flexNode] specialization of a <flexContainer>  
2310 resource shall be created on the same hosting CSE as the <flexContainer> representing this Device model.  
2311 This [flexNode] resource contains all the Device Management information as specialized <flexContainer>  
2312 resources defined in 5.8 (e.g. [dmFirmware]) about the device model instance for Device Management  
2313 purposes.
- 2314 • Rule 1-8: at least one of *nodeLink* (Rule 1-3) or *flexNodeLink* (Rule 1-6) shall be present. If both are present,  
2315 the [flexNode] resource pointed to by the *flexNodeLink* custom attribute shall contain a *nodeLink* attribute with  
2316 the same value as this device model's *nodeLink*.
- 2317 • Rule 1-9: Each entry in the 'SubDevice' table shall be mapped to a child resource(s) which is mapped as a  
2318 specialised <flexContainer> following the rule in clause 6.2.7.

## 2319 6.2.3 Resource mapping for ModuleClass

2320 The ModuleClass models shall be mapped to the specializations of a <flexContainer> resource. The following rules  
2321 shall be applied:

2322 When the Device or SubDevice models in clauses 5.4, 5.5, 5.8.2 or 5.8.10 are mapped to the <flexContainer> resource,  
2323 and if the device or sub-device supports the functionality associated with a ModuleClass in the model, a  
2324 <flexContainer> resource which is mapped from ModuleClass definitions shall be created as a child resource:

- 2325 • Rule 2-1: The *containerDefinition* attribute shall be set according to 6.4.3.
- 2326 • Rule 2-2: Each entry of 'Action', 'Property', and 'DataPoint' in ModuleClass definitions shall be mapped  
2327 following the resource mapping rules described in clauses 6.2.4 - 6.2.7.
- 2328 • Rule 2-3: XSD file for each ModuleClass shall be named according to 6.5.3.
- 2329 • Rule 2-4: The *resourceName* attribute for each module class that appears as a child of a Device or SubDevice  
2330 model shall be CREATED with the value set to "Module Instance Name". If the module class is contained  
2331 in a list (multiplicity 0..N or 1..N), its *resourceName* attribute shall be set to "Module Instance Name"  
2332 appended with an underscore '\_' and an incrementing index so that it is unique in the parent's children (e.g.  
2333 "firmware\_0", "firmware\_1", etc.). The index shall not have leading 0's.

- 2334
- 2335
- 2336
- Rule 2-5: The specialized <flexContainer> resource of the Module model may contain an optional [customAttribute] named *dataGenerationTime*. The value of *dataGenerationTime* contains the time when the data was generated by the device. The data type of this custom attribute is m2m:timestamp.

## 2337 6.2.4 Resource mapping for Action

2338 Actions defined as part of a ModuleClass model shall be mapped to the specializations of a <flexContainer> resource.  
2339 The following rules shall be applied:

- 2340
- Rule 3-1: The *containerDefinition* attribute shall be set according to 6.4.4.
  - Rule 3-2: When the Action supports any 'Arguments', they are mapped to [customizedAttribute] with their variable names (short names are given in clause 6.3.4). When the Action supports a 'Return Type', it is mapped to a [customizedAttribute] named 'result' (short name 'resut'). The keyword 'result' is reserved and cannot be used as an Argument name.
  - Rule 3-3: XSD file for each Action shall be named according to 6.5.4.
  - Rule 3-4: The Action shall be triggered:
    - by updating at least one of the Arguments custom attributes with any value, if the action has at least one argument, or
    - by updating the <flexContainer> resource with *empty content* if it has no argument
  - Rule 3-5: The *resourceName* attribute for each Action model that appears as a child of a ModuleClass model shall be CREATED with the value set to "Action name".
  - Rule 3-6: If an action returns a value that is of a complex data type, i.e. not one of the standard scalar types, then this value shall be encoded as a JSON structure and returned serialized in an xs:string.
- 2341
- 2342
- 2343
- 2344
- 2345
- 2346
- 2347
- 2348
- 2349
- 2350
- 2351
- 2352
- 2353

## 2354 6.2.5 Resource mapping for Property

2355 When the Device model (in clause 5.5) or the ModuleClass model (in clause 5.3) is mapped to the <flexContainer>  
2356 resource, and if the device supports a Property, the following rules shall be applied:

- 2357
- Rule 4-1: Each entry of 'Property' table in ModuleClass model, shall be mapped to the [customAttribute] of <flexContainer> resource which is mapped from associated ModuleClass model, with its Property name with prefix 'prop'.
  - Rule 4-2: Each 'Property' of a Device model is either mapped to a specialized [objectAttribute] of a [deviceInfo] <mgmtObj> resource following Rule 1-3, when the *nodeLink* attribute is present, or to a [customAttribute] of a [dmDeviceInfo] <flexContainer> resource following Rule 1-6 otherwise.
  - Rule 4-3: Each entry of 'Property' table in SubDevice model, shall be mapped to the [customAttribute] of <flexContainer> resource which is mapped from associated SubDevice model, with its Property name with prefix 'prop'.
- 2360
- 2361
- 2362
- 2363
- 2364
- 2365

## 2366 6.2.6 Resource mapping for DataPoint

2367 When the ModuleClass model (in clause 5.3) is mapped to the <flexContainer> resource, and if the ModuleClass  
2368 supports a DataPoint, the following rules shall be applied:

- 2369
- Rule 5-1: Each entry of DataPoint table in ModuleClass model, shall be mapped to [customAttribute] of <flexContainer> resource which is mapped from associated ModuleClass model, with its DataPoint name.
- 2370

## 2371 6.2.7 Resource mapping for SubDevice model

2372 The SubDevice models (in clause 5.34 or 5.8.10) shall be mapped to the specializations of a <flexContainer> resource.  
2373 The following rules shall be applied:



2374 When the SubDevice model in clause 5.4 or 5.8.10 is mapped to the <flexContainer> resource, and if the device  
2375 supports the functionality associated with a SubDevice in the model, a <flexContainer> resource which is mapped  
2376 from SubDevices definitions shall be created as a child resource.

- 2377 • Rule 7-1: The containerDefinition attribute shall be set according to 6.4.5.
- 2378 • Rule 7-1a: Each entry in the 'Module' table shall be mapped to a child resource(s) which is mapped as a  
2379 specialised <flexContainer> following the rule in clause 6.2.3.
- 2380 • Rule 7-2: The XSD file for each SubDevice model shall be named according to clause 6.5.5.
- 2381 • Rule 7-3: void
- 2382 • Rule 7-4: The *resourceName* attribute for each SubDevice that appears as a child of a Device or FlexNode  
2383 model shall be created with the value set to “SubDevice Instance Name”. If the SubDevice is contained in a  
2384 list (multiplicity 0..N or 1..N), its *resourceName* attribute shall be set to “SubDevice Instance Name” appended  
2385 with an underscore ‘\_’ and an incrementing index so that it is unique in the parent’s children (e.g. “cuff\_0”,  
2386 “cuff\_1”, etc.). The index shall not have leading 0’s.
- 2387

## 2388 6.3 Short names

### 2389 6.3.1 Introduction

2390 XML and JSON representations require the explicit encoding of the names of resource attributes, (in the case of XML)  
2391 and resource types. Whenever a protocol binding transfers such a name over a oneM2M reference point, it shall use a  
2392 shortened form of that name. Short names enable payload reduction on involved telecommunication interfaces.

2393 The mapping between the full names and their shortened form is given in the clauses that follow.

### 2394 6.3.2 Resource types

2395 In protocol bindings resource type names for device models shall be translated into short names of Table 6.3.2-1.

2396

**Table 6.3.2-1: Specialization type short names (Device models)**

<b>Resource Type Name</b>	<b>Short Name</b>
Device3DPrinter	<b>dTDP</b>
deviceAirConditioner	<b>deACr</b>
deviceAirPurifier	<b>deAPr</b>
deviceAirQualityMonitor	<b>dAQMr</b>
deviceAudioReceiver	<b>deARR</b>
deviceBloodPressureMonitor	<b>dBPMr</b>
deviceCamera	<b>devCa</b>
deviceClothesDryer	<b>deCDr</b>
deviceClothesWasher	<b>deCWr</b>
deviceClothesWasherDryer	<b>dCWDr</b>
deviceCoffeeMachine	<b>deCMe</b>
deviceCookerHood	<b>deCHd</b>
deviceCooktop	<b>devCp</b>
deviceDehumidifier	<b>devDr</b>
deviceDishWasher	<b>deDWr</b>
deviceDoor	<b>devD0</b>
deviceDoorLock	<b>deDLk</b>
deviceElectricVehicleCharger	<b>dEVCr</b>
deviceFan	<b>devFn</b>
deviceFoodProbe	<b>deFPe</b>
deviceFreezer	<b>devFr</b>
deviceGlucosemeter	<b>devGr</b>
deviceHeartRateMonitor	<b>dHRMr</b>
deviceHomeCCTV	<b>dHCCT</b>
deviceHumidifier	<b>devHr</b>
deviceKettle	<b>devKe</b>
deviceLight	<b>devLt</b>
deviceMicrogeneration	<b>devMn</b>
deviceMultiFunctionPrinter	<b>dMFPr</b>
deviceOutdoorLamp	<b>deOLp</b>
deviceOven	<b>devOn</b>
devicePrinter	<b>devPr</b>
devicePulseOximeter	<b>dePOr</b>
deviceRefrigerator	<b>devRr</b>
deviceRobotCleaner	<b>deRCr</b>
deviceScanner	<b>devSr</b>
deviceSecurityPanel	<b>deSPI</b>
deviceSetTopBox	<b>dSTBx</b>
deviceSmartElectricMeter	<b>dSEMr</b>
deviceSmartPlug	<b>deSPg</b>
deviceSteamCloset	<b>deSCT</b>
deviceStorageBattery	<b>deSBy</b>
deviceSwitch	<b>devSh</b>
deviceTelevision	<b>devTn</b>
deviceThermometer	<b>devTr</b>
deviceThermostat	<b>devTt</b>
deviceWaterHeater	<b>deWHr</b>
deviceWaterValve	<b>deWVe</b>
deviceWeightScaleAndBodyCompositionAnalyser	<b>dWSAB</b>
deviceWindowShade	<b>deWSe</b>
deviceBottleWarmer	<b>deBWr</b>
deviceGarbageDisposal	<b>deGDp</b>
deviceWaterPurifier	<b>deWPr</b>
flexNode	<b>fleNe</b>

In protocol bindings resource type names for SubDevice model shall be translated into short names of Table 6.3.2-2.

2400

**Table 6.3.2-2: Specialization type short names (SubDevice models)**

<b>Resource Type Name</b>	<b>Short Name</b>
cuff	<i><b>cuff</b></i>
powerOutlet	<i><b>powOt</b></i>
subDeviceCuff	<i><b>suDCf</b></i>
subDevicePowerOutlet	<i><b>sDPOt</b></i>
dmAreaNwkInfo	<i><b>dANlo</b></i>

2401

NOTE: see section 6.2.7, rule 7-4

2402

In protocol bindings resource type names for module classes shall be translated into short names of Table 6.3.2-3.

Table 6.3.2-3: Specialization type short names (ModuleClasses and Module Instances)

Resource Type Name	Short Name
3DPrinter	<i>thDP</i>
acousticSensor	<i>acoSr</i>
airCleanOperationMode	<i>aCOMO</i>
airConJobMode	<i>aCJMe</i>
airConOperationMode	<i>aCOMe</i>
airFlow	<i>airFw</i>
airPurifierJobMode	<i>aPJMe</i>
airPurifierOperationMode	<i>aPOMe</i>
airQualitySensor	<i>aiQsr</i>
alarmSpeaker	<i>alaSr</i>
audioVolume	<i>audVe</i>
autoDocumentFeeder	<i>auDFr</i>
battery	<i>bat</i>
binaryObject	<i>binOt</i>
binarySwitch	<i>binSh</i>
bioElectricalImpedanceAnalysis	<i>bEIA</i>
bodyCompositionAnalyser	<i>boCAr</i>
boiler	<i>boilr</i>
boilingSwitch	<i>boiSh</i>
brewing	<i>brewg</i>
brewingSwitch	<i>breSh</i>
brightness	<i>brigs</i>
channel	<i>chanl</i>
clock	<i>clock</i>
clothesDryerJobMode	<i>cDJMe</i>
clothesDryerOperationMode	<i>cDOMe</i>
clothesWasherDryerJobMode	<i>cWDJM</i>
clothesWasherDryerOperation Mode	<i>cWDOM</i>
clothesWasherJobMode	<i>cWJMe</i>
clothesWasherJobModeOption	<i>cWJMO</i>
clothesWasherOperationMode	<i>cWOMe</i>
colour	<i>color</i>
colourSaturation	<i>coISn</i>
controlPanelLock	<i>coPLk</i>
cookerHoodJobMode	<i>cHJMe</i>
credentials	<i>creds</i>
customTemperature	<i>cusTe</i>
dataGenerationTime	<i>dgt</i>
dehumidifierJobMode	<i>deJMe</i>
dehumidifierOperationMode	<i>deOMe</i>
dishWasherJobMode	<i>dWJMe</i>
dmAgent	<i>dmAgt</i>
dmAreaNwkDeviceInfo	<i>dANDo</i>
dmCapability	<i>dmCay</i>
dmDataModelIO	<i>dDMIO</i>
dmDeviceInfo	<i>dmDio</i>
dmEventLog	<i>dmELg</i>
dmFirmware	<i>dmFie</i>
dmPackage	<i>dmPae</i>
dmSoftware	<i>dmSoe</i>
dmStorage	<i>dmSte</i>
doorLock	<i>dooLk</i>
doorlock	<i>doork</i>
doorStatus	<i>dooSs</i>
electricVehicleConnector	<i>eIVCr</i>
energyConsumption	<i>eneCn</i>
energyGeneration	<i>eneGn</i>
faultDetection	<i>fauDn</i>
filterInfo	<i>fillo</i>
foaming	<i>foamg</i>
fridgeTemperature	<i>friTe</i>
frozenTemperature	<i>froTe</i>

<b>Resource Type Name</b>	<b>Short Name</b>
geoLocation	<i>geoLn</i>
glucometer	<i>glucr</i>
grinder	<i>grinr</i>
heatingZone	<i>heaZe</i>
height	<i>heigt</i>
hotWaterSupply	<i>hoWSy</i>
impactSensor	<i>impSr</i>
keepWarm	<i>keeWm</i>
keypad	<i>keypd</i>
liquidLevel	<i>liqLI</i>
liquidRemaining	<i>liqRg</i>
lock	<i>lock</i>
mediaInput	<i>medIt</i>
mediaOutput	<i>medOt</i>
mediaSelect	<i>medSt</i>
milkFoaming	<i>milFg</i>
milkQuantity	<i>milQy</i>
milkStatus	<i>milSs</i>
motionSensor	<i>motSr</i>
numberValue	<i>numVe</i>
openLevel	<i>opeLI</i>
operationMode	<i>opeMe</i>
overcurrentSensor	<i>oveSr</i>
oximeter	<i>oximr</i>
ozoneMeter	<i>ozoMr</i>
phoneCall	<i>phoCI</i>
playerControl	<i>plaCI</i>
powerSave	<i>powS0</i>
printerRunState	<i>prRSe</i>
printQueue	<i>priQe</i>
pulsemeter	<i>pulsr</i>
pushButton	<i>pusBn</i>
recorder	<i>recor</i>
refrigeration	<i>refrn</i>
relativeHumidity	<i>relHy</i>
remoteControlEnable	<i>reCEe</i>
robotCleanerJobMode	<i>rCJMe</i>
robotCleanerOperationMode	<i>rCOMe</i>
runState	<i>runSe</i>
scannerRunState	<i>scRSe</i>
securityMode	<i>secMe</i>
sessionDescription	<i>sesDn</i>
signalStrength	<i>sigSh</i>
sleepTimer	<i>sleTr</i>
smokeSensor	<i>smoSr</i>
sphygmomanometer	<i>sphyr</i>
spinLevel	<i>spiLI</i>
steamClosetJobMode	<i>sCJMe</i>
steamClosetOperationMode	<i>sCOMe</i>
televisionChannel	<i>telCI</i>
temperature	<i>tempe</i>
temperatureAlarm	<i>temAm</i>
textMessage	<i>texMe</i>
timer	<i>timer</i>
turbo	<i>turbo</i>
uvSensor	<i>uveSr</i>
waterFilterInfo	<i>waFlo</i>
waterFlow	<i>watFw</i>
waterSensor	<i>watSr</i>
waterStatus	<i>watSs</i>
weight	<i>weigt</i>

2404

2405

In protocol bindings resource type names for actions shall be translated into short names of Table 6.3.2-4.

2406

**Table 6.3.2-4: Specialization type short names (Actions)**

<b>Resource Type Name</b>	<b>Short Name</b>
<b>activate</b>	<b>actie</b>
activateClockTimer	<b>acCTr</b>
answer	<b>answr</b>
call	<b>call</b>
close	<b>close</b>
deactivate	<b>deace</b>
deactivateClockTimer	<b>deCTr</b>
decrementNumberValue	<b>deNVe</b>
deployPackage	<b>depPe</b>
disable	<b>disae</b>
downChannel	<b>dowCl</b>
downVolume	<b>dowVe</b>
enable	<b>enabe</b>
format	<b>formt</b>
hangup	<b>hangp</b>
incrementNumberValue	<b>inNVe</b>
install	<b>instl</b>
nextTrack	<b>nexTk</b>
open	<b>open</b>
previousTrack	<b>preTk</b>
reboot	<b>rebot</b>
readIO	<b>realO</b>
resetNumberValue	<b>reNVe</b>
resetTextMessage	<b>reTMe</b>
start3Dprint	<b>staDt</b>
stop3Dprint	<b>stoDt</b>
toggle	<b>togge</b>
uninstall	<b>unini</b>
unmount	<b>unmot</b>
upChannel	<b>uphCl</b>
updateFirmware	<b>updFe</b>
upVolume	<b>upoVe</b>
writeIO	<b>wriIO</b>

2407

### 2408 6.3.3 Resource attributes for properties and data points

2409 In protocol bindings resource attributes names for properties of module classes shall be translated into short names of  
2410 Table 6.3.3-1.

2411 **Table 6.3.3-1: Resource attribute short names (ModuleClass properties)**

<b>Attribute Name</b>	<b>Occurs in</b>	<b>Short Name</b>
chargingCapacity	electricVehicleConnector	<b>chaCy</b>
dischargingCapacity	electricVehicleConnector	<b>disCy</b>
electricEnergy	battery	<b>eleEy</b>
material	battery	<b>matel</b>
voltage	battery	<b>volte</b>

2412

2413 In protocol bindings resource attributes names for data points of module classes shall be translated into short names of  
2414 Table 6.3.3-2.

Table 6.3.3-2: Resource attribute short names (ModuleClass data points)

Attribute Name	Occurs in	Short Name
absoluteEnergyConsumption	energyConsumption	abECn
absoluteStartTime	timer	abSTe
absoluteStopTime	timer	abST0
acousticStatus	acousticSensor	acoSs
adfStates	autoDocumentFeeder	adfSs
alarm	motionSensor, smokeSensor, temperatureAlarm, waterSensor	alarm
alarmStatus	alarmSpeaker	alaSs
altitude	geoLocation	altie
automode	airFlow	autoe
availableChannels	televisionChannel	avaCs
basalMetabolism	bodyCompositionAnalyser	basMm
bath	hotWaterSupply	bath
batteryThreshold	battery	batTd
blue	colour	blue
bmi	bodyCompositionAnalyser	bmi
bodyLength	bodyCompositionAnalyser	bodLh
bone	bioElectricalImpedanceAnalysis	bone
brightness	brightness	brigs
callerID	phoneCall	callD
callState	phoneCall	calSe
capacity	battery	capay
ch2o	airQualitySensor	ch2o
channelId	televisionChannel	chald
channelName	televisionChannel	chaNe
charging	battery	charg
chargingCapacity	electricVehicleConnector	chaCy
co	airQualitySensor	co
co2	airQualitySensor	co2
coarseness	grinder	coars
code	faultDetection, filterInfo	code
coldWash	clothesWasherJobModeOption	colWh
colourSaturation	colourSaturation	colSn
component	dmFirmware	compt
concentration	glucometer	concn
contextCarbohydratesAmount	glucometer	coCAt
contextCarbohydratesSource	glucometer	coCSe
contextExercise	glucometer	conEe
contextHealth	glucometer	conHh
contextLocation	glucometer	conLn
contextMeal	glucometer	conMI
contextMedication	glucometer	conMn
contextTester	glucometer	conTr
country	dmDeviceInfo	couny
cpuUsage	dmAgent	cpuUe
cupsNumber	brewing	cupNr
current	energyConsumption	currT
currentAdfState	autoDocumentFeeder	cuASe
currentDate	clock	curDe
currentJobMode	airConJobMode, airPurifierJobMode, clothesDryerJobMode, clothesWasherDryerJobMode, clothesWasherJobMode, cookerHoodJobMode, dehumidifierJobMode, dishWasherJobMode, robotCleanerJobMode, steamClosetJobMode	cuJMe
currentJobModeName	airConJobMode, airPurifierJobMode, clothesDryerJobMode, clothesWasherDryerJobMode, clothesWasherJobMode, cookerHoodJobMode, dehumidifierJobMode, dishWasherJobMode, robotCleanerJobMode, steamClosetJobMode	cJMNe
currentJobState	runState	cuJSe
currentMachineState	runState	cuMSe
currentPlayerMode	playerControl	cuPMe
currentPlayerModeName	playerControl	cPMNe
currentSecurityMode	securityMode	cuSMe

currentTemperature	temperature	curT0
currentTime	clock	curTe
currentTimeZone	clock	cuTZe
currentValue	smokeSensor	crv
data	dmEventLog	data
dataModelType	dmDataModelIO	daMTe
defaultValue	numberValue, textMessage	defVe
defrost	refrigeration	defrt
description	faultDetection, dmDeviceInfo	dc
desiredHumidity	relativeHumidity	desHy
detectedTime	overcurrentSensor, smokeSensor	detTe
diastolicPressure	sphygmomanometer	diaPe
discharging	battery	discg
dischargingCapacity	electricVehicleConnector	disCy
doorState	doorStatus	dooSe
duration	overcurrentSensor, recorder	dur
electricEnergy	battery	eleEy
enabled	dmEventLog	enabd
energy	pulsemeter	enery
estimatedTimeToEnd	timer	eTTEd
extraRinse	clothesWasherJobModeOption	extRe
fat	bioElectricalImpedanceAnalysis	fat
fatFreeMass	bodyCompositionAnalyser	faFMs
filterLifetime	filterInfo	filLe
foamingStrength	foaming	foaSh
frequency	energyConsumption	freqy
friendlyName	dmDeviceInfo	friNe
fwVersion	dmDeviceInfo	fweVn
generationSource	energyGeneration	genSe
grainsRemaining	grinder	graRg
green	colour	green
hash	binaryObject	hash
hba1c	glucometer	hba1c
heading	geoLocation	headg
headingAccuracy	geoLocation	heaAy
heatingLevel	heatingZone	heaLI
height	height	heigt
horizontalAccuracy	geoLocation	horAy
horizontalDirection	airFlow	horDn
hwVersion	dmDeviceInfo	hweVn
impactDirectionHorizontal	impactSensor	imDHI
impactDirectionVertical	impactSensor	imDVI
impactLevel	impactSensor	impLI
impactStatus	impactSensor	impSs
impedance	bodyCompositionAnalyser	impee
jobModes	airConJobMode, airPurifierJobMode, clothesWasherJobMode, clothesWasherJobMode, cookerHoodJobMode, dehumidifierJobMode, dishWasherJobMode, robotCleanerJobMode, steamClosetJobMode,	jobMs
jobStates	runState	jobSs
kcal	bioElectricalImpedanceAnalysis	kcal
keyNumber	keypad	keyNr
latitude	geoLocation	latie
level	battery	lvl
light	alarmSpeaker	light
liquidLevel	liquidLevel	liqLI
liquidRemaining	liquidRemaining	liqRg
lock	lock	lock
loginName	credentials	logNe
longitude	geoLocation	longe
loudness	acousticSensor	lounds
lowBattery	battery	lowBy
lqi	signalStrength	lqi
machineStates	runState	macSs



manufacturer	dmDeviceInfo	<i>manur</i>
manufacturerDetailsLink	dmDeviceInfo	<i>maDLk</i>
manufacturingDate	dmDeviceInfo	<i>manDe</i>
material	battery	<i>matel</i>
maxHeatingLevel	heatingZone	<i>maHLI</i>
maxLength	textMessage	<i>maxLh</i>
maxLevel	openLevel	<i>maxLI</i>
maxSpeed	airFlow	<i>maxSd</i>
maxValue	audioVolume, numberValue, ozoneMeter, temperature	<i>maxVe</i>
meanPressure	sphygmomanometer	<i>meaPe</i>
measuringScope	energyConsumption	<i>meaSe</i>
mediaID	mediaSelect	<i>medID</i>
mediaName	mediaSelect	<i>medNe</i>
mediaType	mediaSelect	<i>medTe</i>
memorySize	3Dprinter	<i>memSe</i>
messageEncoding	textMessage	<i>mesEg</i>
minLength	textMessage	<i>minLh</i>
minLevel	openLevel	<i>minLI</i>
minSpeed	airFlow	<i>minSd</i>
minValue	numberValue, temperature	<i>minVe</i>
modality	pulsemeter	<i>moday</i>
model	dmDeviceInfo	<i>model</i>
monitoringEnabled	airQualitySensor	<i>monEd</i>
multiFirmware	dmFirmware	<i>mulFe</i>
multiplyingFactors	energyConsumption, energyGeneration	<i>mulFs</i>
muscle	bioElectricalImpedanceAnalysis	<i>musce</i>
muscleMass	bodyCompositionAnalyser	<i>musMs</i>
muteEnabled	audioVolume	<i>mutEd</i>
name	dmPackage, dmSoftware	<i>name</i>
network	3Dprinter	<i>netwk</i>
numberValue	numberValue	<i>numVe</i>
object	binaryObject	<i>objeT</i>
objectType	binaryObject	<i>objTe</i>
openAlarm	doorStatus	<i>opeAm</i>
openDuration	doorStatus	<i>opeDn</i>
openLevel	openLevel	<i>opeLI</i>
osVersion	dmDeviceInfo	<i>oseVn</i>
overcurrentStatus	overcurrentSensor	<i>oveSs</i>
oxygenSaturation	oximeter	<i>oxySn</i>
ozoneStatus	ozoneMeter	<i>ozoSs</i>
ozoneValueMG	ozoneMeter	<i>ozVMG</i>
ozoneValuePPM	ozoneMeter	<i>oVPPM</i>
password	credentials	<i>pwd</i>
power	energyConsumption	<i>power</i>
powerGenerationData	energyGeneration	<i>poGDa</i>
powerSaveEnabled	powerSave	<i>poSEd</i>
powerState	binarySwitch	<i>powSe</i>
powerStatus	dmAgent	<i>powSs</i>
presentationURL	dmDeviceInfo	<i>prURL</i>
previousChannel	televisionChannel	<i>preCI</i>
preWash	clothesWasherJobModeOption	<i>preWh</i>
primaryName	dmFirmware	<i>priNe</i>
primaryState	dmFirmware	<i>priSe</i>
primaryUrl	dmFirmware	<i>priUI</i>
primaryVersion	dmFirmware	<i>priVn</i>
printingState	printQueue	<i>priS0</i>
printSizeX	3Dprinter	<i>priSX</i>
printSizeY	3Dprinter	<i>priSY</i>
printSizeZ	3Dprinter	<i>priSZ</i>
printType	3Dprinter	<i>priTe</i>
progressPercentage	runState	<i>proPe</i>
pulseRate	pulsemeter	<i>pulRe</i>
pushed	pushButton	<i>pushd</i>
ramAvailable	dmAgent	<i>ramAe</i>
ramTotal	dmAgent	<i>ramTI</i>

rapidCool	refrigeration	<i>rapCl</i>
rapidFreeze	refrigeration	<i>rapFe</i>
recipientID	phoneCall	<i>recID</i>
red	colour	<i>red</i>
referenceTimer	timer	<i>refTr</i>
relativeHumidity	relativeHumidity	<i>relHy</i>
remoteControlEnabled	remoteControlEnable	<i>reCEd</i>
resistance	bioElectricalImpedanceAnalysis	<i>resie</i>
roundingEnergyConsumption	energyConsumption	<i>roECn</i>
roundingEnergyGeneration	energyGeneration	<i>roEGn</i>
rr	pulsemeter	<i>r0</i>
rssi	signalStrength	<i>rssi</i>
runningTime	timer	<i>runTe</i>
sdp	sessionDescription	<i>sdp</i>
secondaryName	dmFirmware	<i>secNe</i>
secondaryState	dmFirmware	<i>secSe</i>
secondaryUrl	dmFirmware	<i>secUI</i>
secondaryVersion	dmFirmware	<i>secVn</i>
securityModes	securityMode	<i>secMs</i>
sensitivity	motionSensor	<i>sensy</i>
sensorHumidity	airQualitySensor	<i>senHy</i>
sensorOdor	airQualitySensor	<i>senOr</i>
sensorPM1	airQualitySensor	<i>sePM1</i>
sensorPM10	airQualitySensor	<i>sePM0</i>
serialNumber	dmDeviceInfo	<i>serNr</i>
sensorPM2	airQualitySensor	<i>sePM2</i>
significantDigits	energyConsumption, energyGeneration	<i>sigDs</i>
silentTime	motionSensor	<i>silTe</i>
size	binaryObject	<i>size</i>
smokeThreshold	smokeSensor	<i>smoTd</i>
softLeanMass	bodyCompositionAnalyser	<i>soLMs</i>
soilLevel	clothesWasherJobModeOption	<i>soiLI</i>
speed	airFlow	<i>speed</i>
speedFactor	playerControl	<i>speFr</i>
speedWash	clothesWasherJobModeOption	<i>speWh</i>
spinLevelStrength	spinLevel	<i>spLSh</i>
spinSpeed	clothesWasherJobModeOption	<i>spiSd</i>
startPause	operationMode	<i>staPe</i>
state	dmAgent, dmPackage, dmSoftware	<i>state</i>
status	boiler, dmEventLog, electricVehicleConnector, faultDetection, filterInf, mediaSelect	<i>sus</i>
steamTreat	clothesWasherJobModeOption	<i>steTt</i>
step	numberValue	<i>step</i>
stepValue	audioVolume, openLevel, temperature	<i>steVe</i>
storageAvailable	dmAgent	<i>stoAe</i>
storageTotal	dmAgent	<i>stoTI</i>
strength	brewing	<i>streh</i>
subModel	dmDeviceInfo	<i>subMI</i>
supportedHorizontalDirection	airFlow	<i>suHDn</i>
supportedMediaSources	mediaSelect	<i>suMSs</i>
supportedMessageValues	textMessage	<i>suMVs</i>
supportedPlayerModes	playerControl	<i>suPMs</i>
supportedVerticalDirection	airFlow	<i>suVDn</i>
supportURL	dmDeviceInfo	<i>suURL</i>
swVersion	dmDeviceInfo	<i>sweVn</i>
systemTime	dmAgent	<i>sysTe</i>
systolicPressure	sphygmomanometer	<i>sysPe</i>
targetAltitude	geoLocation	<i>tarAe</i>
targetDuration	timer	<i>tarDn</i>
targetLatitude	geoLocation	<i>tarLe</i>
targetLongitude	geoLocation	<i>tarL0</i>
targetTemperature	temperature	<i>tarTe</i>
targetTimeToStart	timer	<i>tTTSt</i>
targetTimeToStop	timer	<i>tTTSp</i>
temperature	temperatureAlarm	<i>tempe</i>

temperatureThreshold	temperatureAlarm	<i>temTd</i>
textMessage	textMessage	<i>texMe</i>
time	keepWarm	<i>time</i>
token	credentials	<i>tk</i>
tone	alarmSpeaker	<i>tone</i>
turboEnabled	turbo	<i>turEd</i>
type	dmEventLog	<i>type</i>
unit	temperature	<i>unit</i>
uri	printQueue	<i>ur0</i>
url	sessionDescription, dmPackage, dmSoftware	<i>ur1</i>
useGrinder	grinder	<i>useGr</i>
uvStatus	uvSensor	<i>uvtSs</i>
uvValue	uvSensor	<i>uvaVe</i>
version	dmPackage, dmSoftware	<i>versn</i>
verticalAccuracy	geoLocation	<i>verAy</i>
verticalDirection	airFlow	<i>verDn</i>
visceraFat	bioElectricalImpedanceAnalysis	<i>visFt</i>
voc	airQualitySensor	<i>voc</i>
voltage	battery	<i>volte</i>
voltage	energyConsumption	<i>volte</i>
volumePercentage	audioVolume	<i>volPe</i>
washTemp	clothesWasherJobModeOption	<i>wasTp</i>
water	bioElectricalImpedanceAnalysis	<i>water</i>
waterFlowStrength	waterFlow	<i>waFSh</i>
weight	weight	<i>weigt</i>

2416

2417

## 6.3.4 Resource attributes for actions arguments

2418

2419

In protocol bindings resource attributes names for arguments of actions shall be translated into short names of Table 6.3.4-1.

2420

**Table 6.3.4-1: Resource attribute short names (Action arguments)**

Argument Name	Occurs in	Short Name
address	readIO, writeIO	<i>addrS</i>
name	deployPackage	<i>name</i>
payload	writeIO	<i>payld</i>
rebootType	reboot	<i>rebTe</i>
url	deployPackage, updateFirmware, update	<i>url</i>
version	deployPackage, updateFirmware, update	<i>versn</i>

2421

2422

## 6.4 containerDefinition values

2423

### 6.4.1 Introduction

2424

2425

2426

Each specialization has a containerDefinition attribute which can be used as a unique identifier and contains the information of the resource. In this clause, the detailed values of containerDefinition attributes in every specializations for the harmonized information model are given.

2427

2428

### 6.4.2 Device models

2429

2430

Depending on the domain, the containerDefinition attribute of specializations for device models shall have the values that comply with the following rule.

2431 - Rule: “org.onem2m.[domain].device.[device name]”, where [domain] is one of the following names:  
2432 “agriculture”, “city”, “common”, “health”, “home”, “industry”, “railway”, “vehicular” and “management”.  
2433 The name is chosen according to the domain in which the device is defined.

2434 For example, the containerDefinition attribute of the specialization for the “deviceAirConditioner” device of the  
2435 “home” domain shall be “org.onem2m.home.device.deviceAirConditioner”.

## 2436 6.4.3 ModuleClasses

2437 Depending on the domain, the containerDefinition attribute of specializations for module classes shall have the values  
2438 that comply with the following rule.

2439 - Rule: “org.onem2m.[domain].moduleclass.[moduleclass name]”, where [domain] is one of the following names:  
2440 “agriculture”, “city”, “common”, “health”, “home”, “industry”, “railway”, “vehicular” and “management”.  
2441 The name is chosen according to the domain in which the module class is defined.

2442 For example, the containerDefinition attribute of the specialization for the “alarmSpeaker” module class of the  
2443 “common” domain shall be “org.onem2m.common.moduleclass.alarmSpeaker”, the containerDefinition attribute of the  
2444 specialization for the “dmAgent” module class of the “management” domain shall be  
2445 “org.onem2m.management.moduleclass.dmAgent”.

## 2446 6.4.4 Actions

2447 Depending on the domain, the containerDefinition attribute of specializations for actions shall have the values  
2448 that comply with the following rule.

2449 - Rule: “org.onem2m.[domain].action.[action name]”, where [domain] is one of the following names:  
2450 “agriculture”, “city”, “common”, “health”, “home”, “industry”, “railway”, “vehicular” and “management”.  
2451 The name is chosen according to the domain in which the action is defined.

2452 For example, the containerDefinition attribute of the specialization for “activateClockTimer” action in the “timer”  
2453 module class of the “common” domain shall be “org.onem2m.common.action.activateClocktimer”, the  
2454 containerDefinition attribute of the specialization for the “activate” action of the “dmSoftware” module class of the  
2455 “management” domain shall be “org.onem2m.management.action.activate”.

## 2456 6.4.5 SubDevices

2457 Depending on the domain, the containerDefinition attribute of specializations for sub-devices shall have the values that  
2458 comply with the following rule.

2459 - Rule: “org.onem2m.[domain].subdevice.[subDevice name]”, where [domain] is one of the following names:  
2460 “agriculture”, “city”, “common”, “health”, “home”, “industry”, “railway”, “vehicular” and “management”.  
2461 The name is chosen according to the domain in which the sub-device is defined.

2462 For example, the containerDefinition attribute of specialization for “subDevicePowerOutlet” of the “common” domain  
2463 shall be “org.onem2m.common.subdevice.subDevicePowerOutlet”, the containerDefinition attribute of the  
2464 specialization for the “dmAreaNwkInfo” of the “management” domain shall be “org.onem2m.  
2465 management.subdevice.dmAreaNwkInfo”.

2466

## 2467 6.5 XSD definitions

### 2468 6.5.1 Introduction

2469 The present clause specifies how to name the files which define data types in XSD for Device and SubDevice models,  
2470 ModuleClasses, Actions and enumerated types.

2471 Seven SDT domains correspond to different vertical, economic domains (*Agriculture, Smart City, Health, Home,*  
2472 *Industry, Railway, Vehicular*), they contain devices and modules that are specific to these domains.

2473 *Management* domain contains transversal, Device Management modules, *Horizontal* is only for enumerated types and  
 2474 *Common* is the domain that gathers devices and modules that do not pertain to a specific domain but are re-usable  
 2475 anywhere.

2476 The following table defines the short names for XML name spaces and file name prefix:

Domain	XML Name Space	Domain Prefix	URI
Agriculture	xmlns:agd	AGD	http://www.onem2m.org/xml/protocols/agriculturedomain
City	xmlns:cid	CID	http://www.onem2m.org/xml/protocols/citydomain
Common	xmlns:cod	COD	http://www.onem2m.org/xml/protocols/commondomain
Health	xmlns:hed	HED	http://www.onem2m.org/xml/protocols/healthdomain
Home	xmlns:hod	HOD	http://www.onem2m.org/xml/protocols/homedomain
Industry	xmlns:ind	IND	http://www.onem2m.org/xml/protocols/industrydomain
Management	xmlns:mad	MAD	http://www.onem2m.org/xml/protocols/managementdomain
PublicSafety	xmlns:psd	PSD	http://www.onem2m.org/xml/protocols/publicsafetydomain
Railway	xmlns:rad	RAD	http://www.onem2m.org/xml/protocols/railwaydomain
Vehicular	xmlns:ved	VED	http://www.onem2m.org/xml/protocols/vehiculardomain

2477

## 2478 6.5.2 XSD definitions for Device models

2479 The XSD definitions for Device models are specified upon the following rule.

2480 - Rule: [Domain Prefix]-[device name]-v<TS-version>.xsd where the string '<TS-version>' shall be interpreted as  
 2481 the version of the present document

2482 For example, the XSD definition for deviceAirConditioner specified in TS-0023 v4.3.0 shall be “HOD-  
 2483 deviceAirConditioner-v4\_3\_0.xsd”

## 2484 6.5.3 XSD definitions for ModuleClass

2485 The XSD definitions for ModuleClass are specified upon the following rule.

2486 - Rule: [Domain Prefix]-mod-[ModuleClass name]-v<TS-version>.xsd where the string '<TS-version>' shall be  
 2487 interpreted as the version of the present document

2488 For example, the XSD definition for alarmSpeaker specified in TS-0023 v4.3.0 shall be “COD-mod-alarmSpeaker-  
 2489 v4\_3\_0.xsd”

## 2490 6.5.4 XSD definitions for Action

2491 The XSD definitions for Actions are specified upon the following rule.

2492 - Rule: [Domain Prefix]-act-[action name]-v<TS-version>.xsd where the string '<TS-version>' shall be interpreted  
 2493 as the version of the present document

2494 For example, the XSD definition for activateClockTimer specified in TS-0023 v4.3.0 shall be “HOD-act-  
 2495 activateClockTimer -v4\_3\_0.xsd”.

## 6.5.5 XSD definitions for SubDevices

The XSD definitions for SubDeices are specified upon the following rule.

- Rule: [Domain Prefix]-[SubDevice name]-v<TS-version>.xsd where the string '<TS-version>' shall be interpreted as the version of the present document.

For example, the XSD definition for subDeviceCuff specified in TS-0023 v4.3.0 shall be “COD-subDeviceCuff-v4\_3\_0.xsd”.

## 6.5.6 XSD definitions for Enumerated Types

The XSD definitions for enumerated types are specified upon the following rule.

- Rule: HD-enumerationTypes-v<TS-version>.xsd where the string '<TS-version>' shall be interpreted as the version of the present document.

This file contains the definitions of all enumerated types, and nothing else.

---

# 7 Mapping with Other Information Models from External Organizations

This clause specifies how the Home Appliance Information Model (HAIM) defined in the clause 5 of the present document can be mapped with existing external models from , OCF, ECHONET, OMA GotAPI etc. and introduction of these models is written in annex B. The mapping shall be to enable the interworking between the oneM2M system and external technologies at the information model level. This means a oneM2M native application which understand only oneM2M standardized HAIM shall be able to interact with non-oneM2M home appliances of different technologies in a consistent way without knowing the technology specific details. An IPE shall be responsible for translating the HAIM to/from technology specific information model bidirectionally following the mapping specification in this clause. Using HAIM as a bridge, home appliances and applications of different technologies shall be able to also interact with each other via the oneM2M system (with IPEs).

## 7.1 OMA GotAPI(DWAPI)

### 7.1.1 Introduction

The following clauses are intended to specify the mapping relationship between HAIM and OMA DWAPI with tables.

OMA DWAPI (Device Web Application Programming Interface) [7] is based on OMA GotAPI (Generic Open Terminal Application Programming Interface) [19] and supports Personal Healthcare Devices (DWAPI-PCH) and 3D printer (DWAPI-3DP).

OMA DWAPI has no concept that corresponds to ModuleClass in oneM2M. The mappings of DataPoints to data objects of OMA DWAPI are expressed in following clauses.

### 7.1.2 Device Models

#### 7.1.2.1 device3Dprinter

The device3Dprinter of HAIM shall be mapped to 3D printer of OMA DWAPI-3DP on the basis of the following table.

**Table 7.1.2-1: Map of device3Dprinter of oneM2M HAIM to OMA DWAPI-3DP**

ModuleClass	Data Points of oneM2M HAIM	data objects of OMA DWAPI-3DP	Description
-------------	----------------------------	-------------------------------	-------------

binarySwitch	powerState	-		See clause 5.3.1.12. The powerState is not supported in OMA DWAPI-3DP data object. The power state is assumed power-on in OMA DWAPI-3DP.
faultDetection	code	operatingStatus		See clause 5.3.1.34. It shall be the integer type at HAIM, but shall be the string type at OMA DWAPI-3DP. See the Table 7.1.2-2 .
3Dprinter	printType	printType		See clause 5.3.1.1.
	printSizeX	printSizeX		
	printSizeY	printSizeY		
	printSizeZ	printSizeZ		
	network	network		
	memorySize	memorySize		
runState	currentMachineState	operatingStatus		See clause 0. This value represents the machineState of the 3D printer itself. This value SHALL be interpreted by using hd:enumMachineState and generated operatingStatus as a string. See the Table 7.1.2-2 .
temperature	currentTemperature	nozzleTemp		See clause 5.3.1.87. This value represents the temperature of the nozzle. This value SHALL be a float number in a range from 0.0 to 1000.0. The unit is C.
printQueue	uri	uri		See clause 5.3.1.67.
	printingState	msg		See clause 5.3.1.67. This value represents the machineState of the queued printing job. This value shall be interpreted by using hd:enumMachineState and generated msg as a string. See the Table 7.1.2-3.

2531

2532

**Table 7.1.2-2: Map of hd:enumMachineState of oneM2M HAIM to operatingStatus of OMA DWAPI-3DP**

Value	Interpretation	operatingStatus of OMA DWAPI-3DP	Note
-------	----------------	----------------------------------	------

1	idle	RDY	Ready to use
2	preActive		Not available
3	active	RUN	Under printing operation
4	reserved		Not available
5	stopped		Not available
6	error	MAN	Maintenance needed
7	diagnostic		Not available
8	test		Not available
9	maintenance	MAN	Maintenance needed
10	clear	CLR	Printing completed but the result is not removed yet
11	charging		Not available

2533

2534

**Table 7.1.2-3: Map of hd:enumJobState of oneM2M HAIM to msg of OMA DWAPI-3DP**

Value	Interpretation	msg of OMA DWAPI-3DP	Note
1	aborted		Not available
2	cancelled		Not available
3	completed	Completed	
4	paused	Waiting	
5	pending	Waiting	
6	processing	Good Start	

2535

### 2536 7.1.2.2 deviceBloodPressureMonitor

2537 DeviceBloodPressureMonitor of HAIM shall be mapped to Blood Pressure Monitor of OMA DWAPI-PCH on the  
2538 basis of the following table.

2539

**Table 7.1.2-4: Map of deviceBloodPressureMonitor of oneM2M HAIM to OMA DWAPI-PCH**

ModuleClass	DataPoints of oneM2M HAIM	data objects of OMA DWAPI-PCH	Description
sphygmomanometer	diastolicPressure	diastolic	See clause 5.3.1.83.
	systolicPressure	systolic	
	meanPressure	mean	
pulsemeter	pulseRate	pulse	See clause 5.3.1.68
battery	level	batteryLevel	See clause 5.3.1.10. It shall be the integer type at HAIM, but shall be the



			float type at OMA DWAPI-PCH.  It shall be the rounded percentage of the current level of battery in the range of [0, 100] at HAIM, but shall be a float number in the range of [0.0, 1.0] at OMA DWAPI-PCH.
--	--	--	---

2540

### 7.1.2.3 deviceGlucometer

2541

DeviceGlucometer of HAIM shall be mapped to Glucometer of OMA DWAPI-PCH on the basis of the following table.

2542

**Table 7.1.2-5: Map of deviceGlucometer of oneM2M HAIM to OMA DWAPI-PCH**

ModuleClass	DataPoints of oneM2M HAIM	data objects of OMA DWAPI-PCH	Description
glucometer	concentration	concentration	See clause 5.3.1.42.
	hb1c	hb1c	
	contextExercise	contextExercise	
	contextMedication	contextMedication	
	contextCarbohydratesAmount	contextCarbohydrates	
	contextCarbohydratesSource	contextCarbohydrates	
	contextMeal	contextMeal	
	contextLocation	contextLocation	
	contextTester	contextTester	
	contextHealth	contextHealth	
battery	level	batteryLevel	See clause 5.3.1.10.  It shall be the integer type at HAIM, but shall be the float type at OMA DWAPI-PCH.  It shall be the rounded percentage of the current level of battery in the range of [0, 100] at HAIM, but shall be a float number in the range of [0.0, 1.0] at OMA DWAPI-PCH.

2543

2544

### 7.1.2.4 devicePulseOximeter

2545

DevicePulseOximeter of HAIM shall be mapped to Pulse Oximeter of OMA DWAPI-PCH on the basis of the following table.

2546

**Table 7.1.2-6: Map of devicePulseOximeter of oneM2M HAIM to OMA DWAPI-PCH**

ModuleClass	DataPoints of oneM2M HAIM	data objects of OMA DWAPI-PCH	Description
pulsemeter	modality	spo2, pulse	See clause 5.3.1.68. When oximeter module doesn't exist, pulsemeter module is mandatory.
oximeter	modality	spo2, pulse	See clause 5.3.1.59. When pulsemeter module doesn't exist, oximeter module is mandatory.
battery	level	batteryLevel	See clause 5.3.1.10.  It shall be the integer type at HAIM, but shall be the float type at OMA DWAPI-PCH.  It shall be the rounded percentage of the current level of battery in the range of [0, 100] at HAIM, but shall be a float number in the range of [0.0, 1.0] at OMA DWAPI-PCH.

**7.1.2.5 deviceThermometer**

DeviceThermometer of HAIM shall be mapped to Thermometer of OMA DWAPI-PCH on the basis of the following table.

**Table 7.1.2-7: Map of deviceThermometer of oneM2M HAIM to OMA DWAPI-PCH**

ModuleClass	Data Points of oneM2M HAIM	data objects of OMA DWAPI-PCH	Description
-------------	----------------------------	-------------------------------	-------------

temperature	unit	temperature	See clause 5.3.1.87.
battery	level	batteryLevel	See clause 5.3.1.10.  It shall be the integer type at HAIM, but shall be the float type at OMA DWAPI-PCH.  It shall be the rounded percentage of the current level of battery in the range of [0, 100] at HAIM, but shall be a float number in the range of [0.0, 1.0] at OMA DWAPI-PCH.

2553

2554

### 7.1.2.6 deviceWeightScaleAndBodyCompositionAnalyser

2555

DeviceWeightScaleAdBodyCompositionAnalyser of HAIM shall be mapped to Weight Scale Body Composition Analyser of OMA DWAPI-PCH on the basis of the following table.

2556

2557

2558

**Table 7.1.2-8: Map of deviceWeightScaleAdBodyCompositionAnalyser of oneM2M HAIM to OMA DWAPI-PCH**

ModuleClass	DataPoints of oneM2M HAIM	data objects of OMA DWAPI-PCH	Description
bodyCompositionAnalyser	bodyLength	bodyLength	See clause 5.3.1.14.
	Bmi	bmi	
	fatFreeMass	fatFreeMass	
	softLeanMass	softLeanMass	
	muscleMass	muscleMass	
	basalMetabolism	basalMetabolism	
	impedance	impedance	
weight	weight	bodyMass	See clause 5.3.1.99.
bioElectricalImpedanceAnalysis	water	bodyWater	See clause 5.3.1.13.
	fat	bodyFat	
	muscle	musclePercentage	
battery	level	batteryLevel	See clause 5.3.1.10.  It shall be the integer

			<p>type at HAIM, but shall be the float type at OMA DWAPI-PCH.</p> <p>It shall be the rounded percentage of the current level of battery in the range of [0, 100] at HAIM, but shall be a float number in the range of [0.0, 1.0] at OMA DWAPI-PCH.</p>
--	--	--	---

2559

2560 **7.1.2.7 deviceHeartRateMonitor**

2561 DeviceHeartRateMonitor of HAIM shall be mapped to Heart Rate Monitor of OMA DWAPI-PCH on the basis of the  
 2562 following table.

2563 **Table 7.1.2-9: Map of deviceHeartRateMonitor of oneM2M HAIM to OMA DWAPI-PCH**

ModuleClass	DataPoints of oneM2M HAIM	data objects of OMA DWAPI-PCH	Description
pulsemeter	pulseRate	rate	See clause 5.3.1.68.
	rr	rr	
	energy	energy	
battery	level	batteryLevel	<p>See clause 5.3.1.10.</p> <p>It shall be the integer type at HAIM, but shall be the float type at OMA DWAPI-PCH.</p> <p>It shall be the rounded percentage of the current level of battery in the range of [0, 100] at HAIM, but shall be a float number in the range of [0.0, 1.0] at OMA DWAPI-PCH.</p>

2564

2565 **7.1.3 Data Types**

2566 Data types of oneM2M HAIM and OMA DWAPI-PCH shall be mapped each other on the basis of the following table.

2567 **Table 7.1.3-1: Map of data types between oneM2M and OMA DWAPI-PCH**

oneM2M data type	Mapping to data type in OMA DWAPI	Description
xs:integer	int, number, string	<p>Data type for 32-bit signed integer.</p> <p>For indicating 3D printerState, the integer value should be interpreted into string by referring the</p>

		tables in clause 7.1.2.1 .
xs:string	string, array	Data type for text. The length limitation should be considered for the mapping.
xs:float	float	Data type for a single precision 32-bit floating point type as defined in XML Schema 1.0 [14] as the float primitive type.
xs:boolean	boolean	Data type for Boolean.

2568

2569

2570

2571

2572

2573

2574

2575

---

## 8 Ontology for the Home Appliance Information Model aligned with oneM2M Base Ontology

The following table shows a mapping of the Home Appliance Information Model to the oneM2M Base Ontology in oneM2M TS-0012 [i.5].

The table only shows mapping of SDT concepts that are used to classify all concepts in the Home Appliance Information Model. Therefore, since any concept in the Home Appliance Information Model can be classified according to a specific SDT concept it also (transitively) maps to the related class of the oneM2M Base Ontology.

2576  
2577

**Table 7.1.3-1: Mapping between SDT concepts in the Home Appliance Information Model and the oneM2M Base Ontology**

SDT Concept in the Home Appliance Information Model	Mapping relationship	Class in Base Ontology	Property in Base Ontology	Comment
SDT: Device	sub-class of	Device		
SDT: SubDevice	sub-class of	Device		The base ontology allows a Device to consist of (sub-) Devices
SDT: Action	sub-class of	Operation		
SDT: Args (of an Action)	sub-class of	OperationInput		
SDT: ReturnType (of an Action)	sub-class of	OperationOutput		
SDT: Event	sub-class of	Operation		
SDT: Data (of an Event)	sub-class of	OutputDataPoint		
SDT: Module	sub-class of	Service		The base ontology allows a Service to have subServices. Each SDT:Module implements one SDT:ModuleClass. Therefore SDT:Module can be considered a subclass of SDT:ModuleClass and therefore subclass of oneM2M:Service. See note.
SDT: ModuleClass	sub-class of	Service		See note
SDT: UnitOfMeasure	sub-class of	MetaData		
SDT: DataPoint	sub-class of	InputDataPoint		If SDT:DataPoint is writable
SDT: DataPoint	sub-class of	OutputDataPoint		If SDT:DataPoint is readable
SDT: Property (of a Device)	sub-class of	ThingProperty		
SDT: Property (of a ModuleClass)	sub-class of	Aspect		Aspect (of the Functionality)
SDT: SimpleType	sub-property of		hasDataType	The base ontology's SimpleTypeVariable class has data properties: <ul style="list-style-type: none"> <li>• hasDataType</li> <li>• hasDataRestriction</li> </ul>
SDT: Constraint	sub-property of		hasDataRestriction	
NOTE: In RESTful technologies the Service (i.e. the electronic representation of a Functionality in a network) is implicitly bound to its Functionality by the naming of the used resources (e.g. the Functionality of ModuleClass "AudioVolume" is implemented as a Service through CRUD operations on a [audioVolume] <flexContainer> specialization).				

2578  
2579

2580  
2581

## A (informative): Resource Mapping Examples

2582

### A.1 Introduction

2583  
2584

The AE may construct oneM2M resource tree on hosting CSE as the mapping of associated device, and each XSD definition for the device information models is generated following 'Resource Mapping Rule' in clause 6.2.

2585  
2586

The present clause explains how to use the oneM2M resource tree to map Device model for each device (see clause 5.5).

2587

## A.2 Example for Device model 'deviceAirConditioner'

2588

The present clause explains the creation process for the device typed 'deviceAirConditioner' (see clause 5.5.1.1 for device model definition of 'deviceAirConditioner').


2589

2590

Using the definition, 'deviceAirConditioner' model is mapped to [deviceAirConditioner] resource which is a specialization of <flexContainer> resource (See Figure A.2-1).

2591

2592



2593

2594

2595

**Figure A.2-1: Structure of [deviceAirConditioner] resource**

2596

The AE creates the [deviceAirConditioner] specialization of <flexContainer> resource for the Device model [deviceAirConditioner] resource.

2597

2598

The [deviceAirConditioner] resource contains the child resource specified in Table A.2-2.

Table A.2-2: Child resources of [deviceAirConditioner] resource

Child Resources of [deviceAirConditioner]	Child Resource Type	Multiplicity	Description
[variable]	<flexContainer> as defined in the specialization [binarySwitch]	0..1	This resource is used to map 'binarySwitch' ModuleClass defined in clause 5.3.1.12.
[variable]	<flexContainer> as defined in the specialization [runState]	0..1	This resource is used to map 'runState' ModuleClass defined in clause 5.3.1.75.
[variable]	<flexContainer> as defined in the specialization [airConJobMode]	0..1	This resource is used to map 'airConJobMode' ModuleClass defined in clause. <b>Editor's Note: airConJobMode is not a moduleclass. It is an instance of that. It is needed to fix.</b>
[variable]	<flexContainer> as defined in the specialization [airConOperationMode]	0..1	This resource is used to map 'airConOperationMode' ModuleClass defined in clause 5.3.1.57.
[variable]	<flexContainer> as defined in the specialization [airCleanOperationMode]	0..1	This resource is used to map 'airCleanOperationMode' ModuleClass defined in clause 5.3.1.57.
[variable]	<flexContainer> as defined in the specialization [temperature]	0..1	This resource is used to map 'temperature' ModuleClass defined in clause 5.3.1.87.
[variable]	<flexContainer> as defined in the specialization [timer]	0..1	This resource is used to map 'timer' ModuleClass defined in clause 5.3.1.90.
[variable]	<flexContainer> as defined in the specialization [sleepTimer]	0..1	This resource is used to map 'sleepTimer' ModuleClass defined in clause 5.3.1.90.
[variable]	<flexContainer> as defined in the specialization [turbo]	0..1	This resource is used to map 'turbo' ModuleClass defined in clause 5.3.1.91.
[variable]	<flexContainer> as defined in the specialization [airFlow]	0..1	This resource is used to map 'airFlow' ModuleClass defined in clause 5.3.1.4.
[variable]	<flexContainer> as defined in the specialization [powerSave]	0..1	This resource is used to map 'powerSave' ModuleClass defined in clause 5.3.1.66.
[variable]	<flexContainer> as defined in the specialization [airQualitySensor]	0..1	This resource is used to map 'airQualitySensor' ModuleClass defined in clause 5.3.1.6.
[variable]	<flexContainer> as defined in the specialization [filterInfo]	0..1	This resource is used to map 'filterInfo' ModuleClass defined in clause 5.3.1.35.
[variable]	<subscription>	0..n	See clause 9.6.8 in oneM2M TS-0001 [i.3]

2600

2601

Editor's Note: Above table should be updated compliant to present structure of deviceAirConditioner.

2602

2603

The [deviceAirConditioner] resource contains the attributes specified in Table A.2-3.



Table A.2-3: Attributes of [deviceAirConditioner] resource

Attributes of [deviceAirConditioner]	Multiplicity	RW/RO/WO	Description
resourceType	1	RO	See clause 9.6.1.3 in oneM2M TS-0001 [i.3].
resourceID	1	RO	See clause 9.6.1.3 in oneM2M TS-0001 [i.3].
resourceName	1	RO	See clause 9.6.1.3 in oneM2M TS-0001 [i.3].
parentID	1	RO	See clause 9.6.1.3 in oneM2M TS-0001 [i.3].
expirationTime	1	RW	See clause 9.6.1.3 in oneM2M TS-0001 [i.3].
accessControlPolicyIDs	0..1 (L)	RW	See clause 9.6.1.3 in oneM2M TS-0001 [i.3].
creationTime	1	RO	See clause 9.6.1.3 in oneM2M TS-0001 [i.3].
lastModifiedTime	1	RO	See clause 9.6.1.3 in oneM2M TS-0001 [i.3].
labels	0..1	RW	See clause 9.6.1.3 in oneM2M TS-0001 [i.3].
dynamicAuthorizationConsultationIDs	0..1 (L)	RW	See clause 9.6.1.3 in oneM2M TS-0001 [i.3].
stateTag	1	RO	See clause 9.6.1.3 in oneM2M TS-0001 [i.3].
creator	0..1	RW	See clause 9.6.35 in oneM2M TS-0001 [i.3].
containerDefinition	1	WO	The value is "org.onem2m.home.device.airconditioner"
ontologyRef	0..1	RW	See clause 9.6.35 in oneM2M TS-0001 [i.3].
contentSize	1	RO	See clause 9.6.35 in oneM2M TS-0001 [i.3].
nodeLink	0..1	RO	nodeLink attribute links to a <node> resource that is hosted on the same hosting CSE of the <flexContainer>. See clause 6.2.2 and 6.2.5 for more details.
flexNodeLink	0..1	RO	flexNodeLink attribute links to a [flexNode] specialization of a <flexContainer> resource that is hosted on the same hosting CSE of the <flexContainer>. See clauses 5.8, 6.2.2 and 6.2.5 for more details.

2605

2606

NOTE: At least one of the *nodeLink* and *flexNodeLink* shall be present.

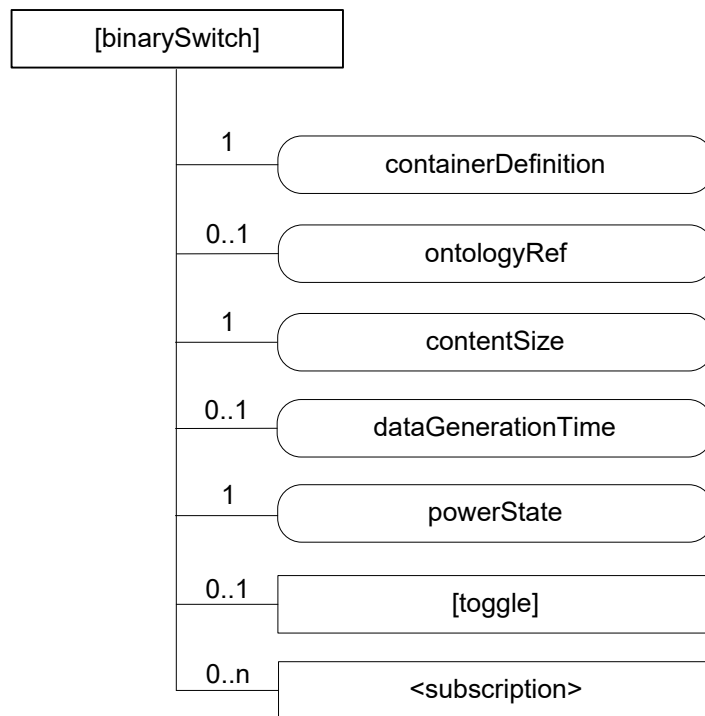
2607

### A.3 Example of ModuleClass 'binarySwitch'

2608

The [binarySwitch] resource is used to share information regarding the modeled binary switch module as a ModuleClass. The [binarySwitch] resource is a specialization of the <flexContainer> resource.

2609



**Figure A.3-1: Structure of [binarySwitch] resource**

The [binarySwitch] resource contains the child resource specified in Table A.3-2.

**Table A.3-2: Child resources of [binarySwitch] resource**

Child Resources of [binarySwitch]	Child Resource Type	Multiplicity	Description
[variable]	<flexContainer> as defined in the specialization [toggle]	0..1	This resource is used to map 'toggle' Action defined in Clause 5.3.1.12.
[variable]	<subscription>	0..n	See clause 9.6.8 in oneM2M TS-0001 [i.3]

2615 The *[binarySwitch]* resource contains the attributes specified in Table A.3-3.

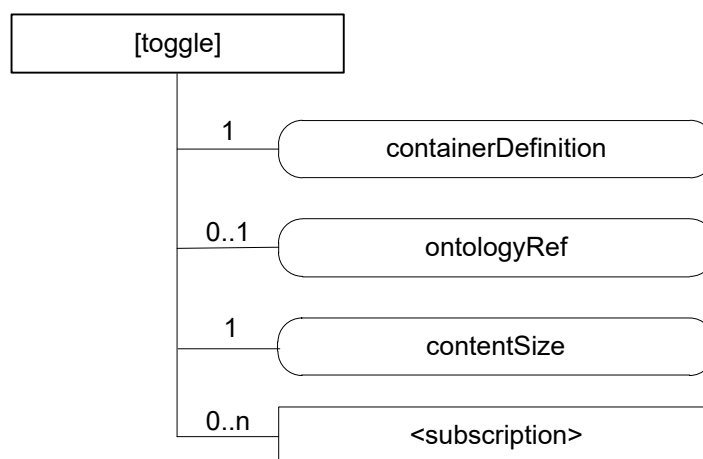
2616 **Table A.3-3: Attributes of *[binarySwitch]* resource**

Attributes of <i>[binarySwitch]</i>	Multiplicity	RW/RO/WO	Description
<i>resourceType</i>	1	RO	See clause 9.6.1.3 in oneM2M TS-0001 [i.3]
<i>resourceID</i>	1	RO	See clause 9.6.1.3 in oneM2M TS-0001 [i.3]
<i>resourceName</i>	1	RO	See clause 9.6.1.3 in oneM2M TS-0001 [i.3]
<i>parentID</i>	1	RO	See clause 9.6.1.3 in oneM2M TS-0001 [i.3]
<i>expirationTime</i>	1	RW	See clause 9.6.1.3 in oneM2M TS-0001 [i.3]
<i>accessControlPolicyIDs</i>	0..1 (L)	RW	See clause 9.6.1.3 in oneM2M TS-0001 [i.3]
<i>creationTime</i>	1	RO	See clause 9.6.1.3 in oneM2M TS-0001 [i.3]
<i>lastModifiedTime</i>	1	RO	See clause 9.6.1.3 in oneM2M TS-0001 [i.3]
<i>labels</i>	0..1	RW	See clause 9.6.1.3 in oneM2M TS-0001 [i.3]
<i>dynamicAuthorizationConsultationIDs</i>	0..1 (L)	RW	See clause 9.6.1.3 in oneM2M TS-0001 [i.3]
<i>stateTag</i>	1	RO	See clause 9.6.1.3 in oneM2M TS-0001 [i.3]
<i>creator</i>	0..1	RW	See clause 9.6.35 in oneM2M TS-0001 [i.3]
<i>containerDefinition</i>	1	WO	The value is "org.onem2m.home.moduleclass.binaryswitch"
<i>ontologyRef</i>	0..1	RW	See clause 9.6.35 in oneM2M TS-0001 [i.3]
<i>contentSize</i>	1	RO	See clause 9.6.35 in oneM2M TS-0001 [i.3].
<i>nodeLink</i>	0..1	RW	Not applicable to a ModuleClass specialization. This attribute is not present in an instantiation of this resource.
<i>flexNodeLink</i>	0..1	RW	Not applicable to a ModuleClass specialization. This attribute is not present in an instantiation of this resource.
<i>dataGenerationTime</i>	0..1	RO	See clause 6.2.3
<i>powerState</i>	1	RW	See clause 5.3.1.12

2617

## 2618 A.4 Example of Action 'toggle'

2619 The *[toggle]* resource is used to share information regarding the modeled toggle as an Action. The *[toggle]* resource is a  
 2620 specialization of the *<flexContainer>* resource.



2621

2622 **Figure A.4-1: Structure of *[toggle]* resource**

2623 The *[toggle]* resource contains the child resource specified in Table A.4-2.

2624 **Table A.4-2: Child resources of *[toggle]* resource**

Child Resources of <i>[toggle]</i>	Child Resource Type	Multiplicity	Description
<i>[variable]</i>	< <i>subscription</i> >	0..n	See clause 9.6.8 in oneM2M TS-0001 [i.3]

2625

2626 The *[toggle]* resource contains the attributes specified in Table A.4-3.

2627 **Table A.4-3: Attributes of *[toggle]* resource**

Attributes of <i>[toggle]</i>	Multiplicity	RW/RO/WO	Description
<i>resourceType</i>	1	RO	See clause 9.6.1.3 in oneM2M TS-0001 [i.3]
<i>resourceID</i>	1	RO	See clause 9.6.1.3 in oneM2M TS-0001 [i.3]
<i>resourceName</i>	1	RO	See clause 9.6.1.3 in oneM2M TS-0001 [i.3]
<i>parentID</i>	1	RO	See clause 9.6.1.3 in oneM2M TS-0001 [i.3]
<i>expirationTime</i>	1	RW	See clause 9.6.1.3 in oneM2M TS-0001 [i.3]
<i>accessControlPolicyIDs</i>	0..1 (L)	RW	See clause 9.6.1.3 in oneM2M TS-0001 [i.3]
<i>creationTime</i>	1	RO	See clause 9.6.1.3 in oneM2M TS-0001 [i.3]
<i>lastModifiedTime</i>	1	RO	See clause 9.6.1.3 in oneM2M TS-0001 [i.3]
<i>labels</i>	0..1	RW	See clause 9.6.1.3 in oneM2M TS-0001 [i.3]
<i>dynamicAuthorizationConsultationIDs</i>	0..1 (L)	RW	See clause 9.6.1.3 in oneM2M TS-0001 [i.3]
<i>stateTag</i>	1	RO	See clause 9.6.1.3 in oneM2M TS-0001 [i.3]
<i>creator</i>	0..1	RW	See clause 9.6.35 in oneM2M TS-0001 [i.3]
<i>containerDefinition</i>	1	WO	The value is "org.onem2m.home.moduleclass.binaryswitch.toggle"
<i>ontologyRef</i>	0..1	RW	See clause 9.6.35 in oneM2M TS-0001 [i.3]
<i>contentSize</i>	1	RO	See clause 9.6.35 in oneM2M TS-0001 [i.3]
<i>nodeLink</i>	0..1	RW	Not applicable to an Action specialization. This attribute is not present in an instantiation of this resource.
<i>flexNodeLink</i>	0..1	RW	Not applicable to an Action specialization. This attribute is not present in an instantiation of this resource.

2628

---

## 2629 B (informative):

### 2630 Introduction of External Organizations' Data Models

#### 2631 B.1 OMA Got API(DWAPI-PCH)

2632 OMA GotAPI(OMA Generic Open Terminal API Framework) provides the framework to enable applications and  
2633 multitype devices through GotAPI Servers and Extension Plug-Ins [6]. When APIs are implemented in Extension Plug-  
2634 Ins under the GotAPI framework, these APIs are called as OMA Device WebAPIs Enabler. In case of healthcare  
2635 devices, these APIs are called as OMA DWAPI-PCH(Device WebAPIs for Personal Connected Healthcare).

2636 Healthcare devices can be a one of the smart home devices so OMA DWAPI-PCH can have relationship with  
2637 oneM2M SDT.

#### 2638 B.2 OCF

2639 OCF specifications provide a common, open connectivity framework for embedded developers that enables a common  
2640 device discovery and interaction model, common data model and a robust security framework whilst abstracting away  
2641 the physical connectivity hardware (and related protocols).

2642 OCF Device Specification [i.8] defines list of smart home devices. Each smart home device contains an unique  
2643 identifier and list of mandatory/optional resources. Each resource definition contains an unique identifier, identification

2644 of the default interface and other supported interfaces, list of supported methods, list of allowed actions and list of the  
 2645 mandatory/optional property(-ies) the resource exposes.

## 2646 B.2.1 Introduction

2647 This clause specifies the mapping relationship between oneM2M and OCF Devices.

## 2648 B.2.2 Device Type Mapping

2649 The following table captures the equivalency mapping between OCF defined Device Types and oneM2M defined  
 2650 Devices. The minimum module sets for each oneM2M device is provided in this specification. The minimum resource  
 2651 sets for each OCF Device is provided in the OCF Device Specification [i.8].

2652

**Table 7.1.3-2: OCF to oneM2M Device Type Mapping**

OCF Device Name	OCF Device Type	oneM2M Device
Active Speaker	oic.d.speaker	N/A
Air Conditioner	oic.d.airconditioner	deviceAirConditioner
Air Purifier	oic.d.airpurifier	deviceAirPurifier
Air Quality Monitor	oic.d.airqualitymonitor	deviceAirQualityMonitor
Battery	oic.d.battery	deviceStorageBattery
Blind	oic.d.blind	deviceWindowShade
Camera	oic.d.camera	deviceCamera
Clothes Washer Dryer	oic.d.washerdryer	deviceClothesWasherDryer
Coffee Machine	oic.d.coffeemachine	deviceCoffeeMachine
Cooker Hood	oic.d.cookerhood	deviceCookerHood
Cooktop	oic.d.cooktop	deviceCooktop
Dehumidifier	oic.d.dehumidifier	deviceDehumidifier
Dishwasher	oic.d.dishwasher	deviceDishWasher
Door	oic.d.door	deviceDoor
Dryer (Laundry)	oic.d.dryer	deviceClothesDryer
Electric Vehicle Charger	oic.d.electricvehiclecharger	deviceElectricVehicleCharger
Electric Meter	oic.d.electrictmeter	deviceSmartElectricMeter
Energy Generator	oic.d.energygenerator	deviceMicrogeneration
Fan	oic.d.fan	deviceFan
Food Probe	oic.d.foodprobe	deviceFoodProbe
Freezer	oic.d.freezer	deviceFreezer
Garage Door	oic.d.garagedoor	deviceDoor
Generic Sensor	oic.d.sensor	N/A
Grinder	oic.d.grinder	N/A

OCF Device Name	OCF Device Type	oneM2M Device
Humidifier	oic.d.humidifier	deviceHumidifier
Light	oic.d.light	deviceLight
Oven	oic.d.oven	deviceOven
Printer	oic.d.printer	devicePrinter
Printer Multi-Function	oic.d.multifunctionprinter	deviceMultiFunctionPrinter
Receiver	oic.d.receiver	deviceAudioReceiver
Refrigerator	oic.d.refrigerator	deviceRefrigerator
Robot Cleaner	oic.d.robotcleaner	deviceRobotCleaner
Scanner	oic.d.scanner	deviceScanner
Security Panel	oic.d.securitypanel	deviceSecurityPanel
Set Top Box	oic.d.stb	deviceSetTopBox
Smart Lock	oic.d.smartlock	deviceDoorLock
Smart Plug	oic.d.smartplug	deviceSmartPlug
Switch	oic.d.switch	deviceSwitch
Television	oic.d.tv	deviceTelevision
Thermostat	oic.d.thermostat	deviceThermostat
Washer (Laundry)	oic.d.washer	deviceClothesWasher
Water Heater	oic.d.waterheater	deviceWaterHeater
Water Valve	oic.d.watervalve	deviceWaterValve
Window	oic.d.window	N/A

2653

---

## 2654 C (informative):

### 2655 Mapping to Content Attribute

#### 2656 C.1 Introduction

2657 Current SDT models are used only in form of <flexContainer>s, and how to design content attribute of  
 2658 <contentInstance> and <timeSeriesInstance> is left to developers. There is no rule for design of content attribute, it  
 2659 means interoperability of content attribute is low. Then SDT can become one of the rules for design of content attribute,  
 2660 and the low interoperability problem will be solved.

2661 The present clause explains how to use SDT as one of the rules for design of content attribute.

2662 There are several benefits of using SDT in content attribute.

2663 First, the resource architecture can be more simple than the one using <flexContainer>s. When using <flexContainer>s,  
 2664 universal attributes are mapped either into attributes of [deviceInfo] under a <node> besides <flexContainer>s, or into  
 2665 custom attributes of [dmDeviceInfo] under a [flexNode] (See Rule 1-8 in clause 6.2.2). Moreover, Action Class and  
 2666 DataPoint Class are the same layer in SDT, but Action Class is mapped to <flexContainer> itself and DataPoint Class is

2667 mapped to attributes of <flexContainer> expressing Module class. On the other hand, Using SDT in content attribute  
2668 means using only one <contentInstance> or <timeSeriesInstance> so the resource architecture is simple.

2669 Relating this benefit, it becomes easy to understand where to write information.

2670 Second, <contentInstance> and <timeSeriesInstance> becomes more interoperable. How to write SDT in content  
2671 attribute is able to become one of designs of content attribute and the low interoperability of <contentInstance> and  
2672 <timeSeriesInstance> will be solved.

2673 Third, If useful libraries are prepared, content attribute is able to be expressed in XML/JSON/CBOR with small changes  
2674 on program.

2675 In addition, tools can generate validator of the data and converter among the supported formats

## 2676 C.2 XML representation of SDT instances.

2677 ModuleClasses, SubDevice models and DeviceClass models written in clause 5 are expressed another way with using  
2678 each class names as the tag. This clause introduces this way.

2679 Normative work for defining the mapping rules from SDT to XML/ JSON instance are defined by SDT4.0.

### 2680 C.2.1 Mapping Rules of XML representation

2681 Mapping from SDT instance into XML representation is following. Inclusion relationship of SDT instances are directly  
2682 expressed as inclusion relationship of XML tags. Tag name is same as each classes.

2683 <DeviceClass Class Name>

2684     <SubDevice Class Name>

2685         <ModuleClass Class Name>

2686             <DataPoint Class Name>value</DataPoint Class Name>

2687             <Property Class Name>value</Property Class Name>

2688         </ModuleClass Class Name>

2689     </ SubDevice Class Name>

2690 </DeviceClass Class Name>

2691 Action Class can not have any value and it only lengthen the message so it is omitted.

2692 When a certain device does not have any SubDevice, the tags about SubDevices don't appear and tags about  
2693 ModuleClass are placed under the DeviceClass directly.

### 2694 C.2.2 Example of XML representation

2695 Below is the example for deviceThreeDPrinter:

2696 <deviceThreeDPrinter>

2697     <binarySwitch>

2698         <powerState>True</powerState>

2699         <toggle></toggle>

2700     </binarySwitch>

2701     <faultDetection>

2702         <status>False</status>

```

2703     <code></code>
2704     <description></description>
2705 </faultDetection>
2706 <3Dprinter>
2707     <printType>2</printType>
2708     <printSizeX>70</printSizeX>
2709     <printSizeY>80</printSizeY>
2710     <printSizeZ>90</printSizeZ>
2711     <network>True</network>
2712     <memorySize>100</memorySize>
2713 </3Dprinter>
2714 <runState>
2715     <currentMachineState>1</currentMachineState>
2716     <machineStates>1,2,3</machineStates>
2717     <currentJobState>1</currentJobState>
2718     <jobStates>1,2,3</jobStates>
2719     <progressPercentage>60</progressPercentage>
2720 </runState>
2721 <temperature>
2722     <currentTemperature>20</currentTemperature>
2723     <targetTemperature>23</targetTemperature>
2724     <unit>celsius</unit>
2725     <minValue>15</minValue>
2726     <maxValue>28</maxValue>
2727     <stepValue>0.1</stepValue>
2728 </temperature>
2729 <printQueue>
2730     <uri> file://www.example.com/file.extension</uri>
2731     <printingState>1</printingState>
2732 </printQueue>
2733 </deviceThreeDPrinter>

```

## 2734 C.3 JSON representation of SDT instances

2735 This clause tells how to express SDT instances with JSON.



### 2736 C.3.1 Mapping Rules of JSON representation

2737 Mapping from SDT instance into JSON representation is following . Inclusion relationship of SDT instances are  
2738 directly expressed as inclusion relationship of JSON hash({}). Key name is same as each class name of SDT. Value  
2739 types are written in various types depending SDT definition.

```
2740 {  
2741   "Device Class Name": {  
2742     "SubDevice Class Name": {  
2743       "Module Class Name": {  
2744         "DataPointClassName": value ( by specified types in SDT)  
2745       }  
2746     }  
2747   }
```

2748 Action Class can not have any value and it only lengthen the message so it is omitted.

2749 When a certain device does not any SubDevice Class, the tags about SubDevices Class don't appere and tags about  
2750 Module Class are placed under the Device Class directly.

### 2751 C.3.2 Example of JSON representation

2752 Below is the example for deviceThreeDPrinter:

```
2753 {  
2754   "deviceThreeDPrinter": {  
2755     "binarySwitch": {  
2756       "powerState": true  
2757     },  
2758     "faultDetection": {  
2759       "status": false,  
2760       "code": "",  
2761       "description": ""  
2762     },  
2763     "3Dprinter": {  
2764       "printType": 2,  
2765       "printSizeX": 70,  
2766       "printSizeY": 80,  
2767       "printSizeZ": 90,  
2768       "network": true,  
2769       "memorySize": 100  
2770     },
```

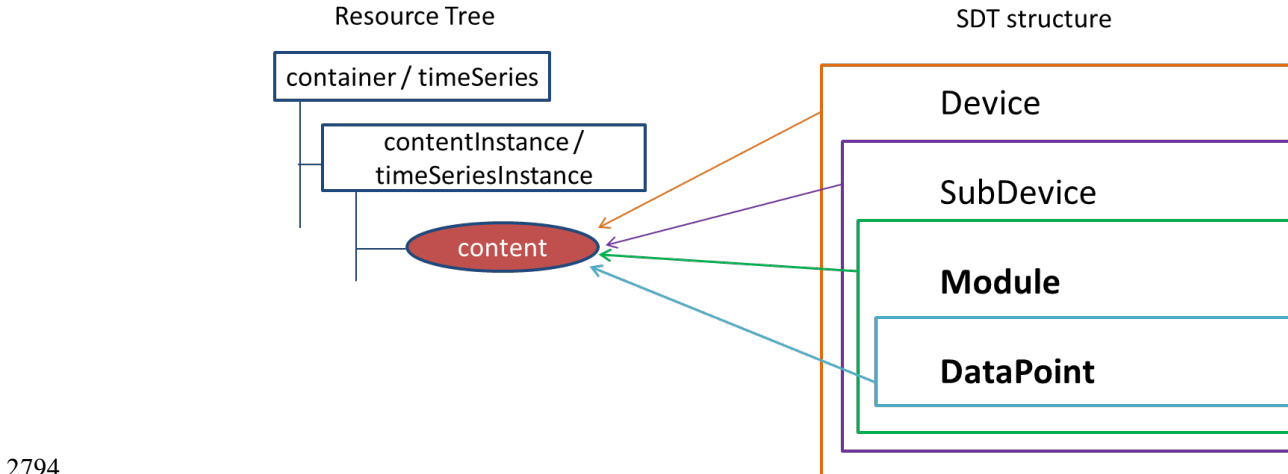
```

2771 "runState": {
2772     "currentMachineState": 1,
2773     "machineStates": [1, 2, 3],
2774     "currentJobState": 1,
2775     "jobState": [1, 2, 3],
2776     "progressPercentage": 60,
2777 },
2778 "temperature": {
2779     "currentTemperature": 20,
2780     "targetTemperature": 23,
2781     "unit": "celsius",
2782     "minValue": 15,
2783     "maxValue": 28,
2784     "stepValue": 0.1
2785 },
2786 "printQueue": {
2787     "uri": "file://www.example.com/file.extension",
2788     "printingState": 1
2789 }
2790 }

```

2791 **C.4 How to write into *content* attribute**

2792 Any size of the SDT class cluster may be mapped to *content* attribute. For example, from only the DataPoint class to  
 2793 DataPoint, Action, Module, SubDevice and Device classes may be mapped to one *content* attribute at once.



2794  
 2795 **Figure C-1: Image of Mapping SDT to *content* attribute**

2796 An example that expresses a CREATE request for <contentInstance> serialized into an XML document is shown  
2797 below. This example is for the Module class and DataPoint class mapping and only *content* attribute and *contentInfo*  
2798 attribute are shown as content parameter (pc).

```
2799 <?xml version="1.0" encoding="UTF-8"?>
2800 <m2m:rqp xmlns:m2m="http://www.onem2m.org/xml/protocols">
2801   <op>1</op>
2802   <to>//example.net/myCSE/-/Cont1</to>
2803   <fr>/myCSE/C2345</fr>
2804   <rqi>0002bf63</rqi>
2805   <ty>4</ty>
2806   <pc>
2807     <m2m:cin>
2808       <cnf>SDT:org.onem2m.home.device/module/temperature </cnf>
2809       <con>
2810         <tempe>
2811           <curT0>5</curT0>
2812           <tarTe>3</tarTe>
2813         </tempe>
2814       </con>
2815     </m2m:cin>
2816   </pc>
2817 </m2m:rqp>
```

2818 In *content* attribute, a value of DataPoint may be written between tags named the certain DataPoint name.

2819 *contentInfo* attribute is able to be omitted because *content* attribute has tags named the certain Module class name  
2820 (<temp></temp>).

2821

2822 An example for only DataPoint class mapping is shown below.:

```
2823 <?xml version="1.0" encoding="UTF-8"?>
2824 <m2m:rqp xmlns:m2m="http://www.onem2m.org/xml/protocols">
2825   <op>1</op>
2826   <to>//example.net/myCSE/-/Cont1</to>
2827   <fr>/myCSE/C2345</fr>
2828   <rqi>0002bf63</rqi>
2829   <ty>4</ty>
2830   <pc>
2831     <m2m:cin>
```

```

2832     <cnf>SDT:org.onem2m.home.device/datapoint/temperature/currentTemperature </cnf>
2833     <con>5</con>
2834 </m2m:cin>
2835 </pc>
2836 </m2m:rqp>

```

2837 In this case, *contentInfo* attribute can NOT be omitted because we cannot understand which Datapoint is written in  
2838 *content* attribute without *contentInfo* attribute.

2839 If a *contentInfo* attribute is not used, *content* attribute may change as follows:

```

2840     <con>
2841         <curT0>5</curT0>
2842     </con>

```

2843  
2844  
2845

---

2846 **DHistory**

Publication history		
V2.0.0	2016-08-30	Release 2 - Publication

2847  
2848  
2849

Draft history (to be removed on publication)		
V 4.0.0	2018-07-12	MAS-2018-0062R01-Adaptation_of_TS-0023_to_Release_4_assumptions MAS-2017-0223R03-Adding_support_managing_digital_gallery_device MAS-2018-0074R01 - Improvements for data point tables MAS-2018-0105R01-Changes_in_DataPoints_tables_structure  TS-0023 adaptation to Release 4 assumptions: division into domains introduced. add some module classes and a device model in order to manage the digital gallery device displaying pictures in home domain.  Document name changed from <i>Home Appliances Information Model and Mapping</i> to <i>SDT based Information Model and Mapping for Vertical Industries</i>

V 4.0.1	2018-07-31	MAS-2018-0089R01-Smart_City_model_-_gas_meter MAS-2018-0090R02-Smart_City_model_-_water_meter MAS-2018-0091R01-Smart_City_model_-_parking_detector MAS-2018-0092R01-Smart_City_model_-_water_quality_monitor MAS-2018-0093R01-Smart_City_model_-_air_quality_monitor MAS-2018-0094R02-Smart_City_model_-_street_light MAS-2018-0095-Algorithm_for_short_names_for_TS-0023 MAS-2018-0098R03-SDT_for_design_of_content_attribute MAS-2018-0099R03-Adding_a_new_element_to_TS-0023 MAS-2018-0100R03-Adding_a_few_new_elements_for_DataPoints_of_refrigeration_ModuleClass MAS-2018-0101-Adding_a_few_new_elements_for_Device_model MAS-2018-0107R01-Assingments_of_particular_Devices_to_specific_domains
V 4.1.0	2018-11-21	MAS-2018-0115R01-TS-0023_changes_in_SmartMeters_models MAS-2018-0122R02-Comments_on_SmartMeter_Models MAS-2018-0127R01-ModelMapping_R4
V 4.2.0	2019-11-04	MAS-2018-0142R01-Introducing_deviceServiceButton_Device MAS-2018-0152-TS-23_units_table MAS-2018-0153R02-TS-23_new_sensors MAS-2018-0154R01-TS-0023_new_device_-_cow_activity_monitor MAS-2018-0155R01-TS-0023_smoke_sensor_enhancement MAS-2018-0156R04-TS-0023-Railway_Domain_Device RDM-2019-0002-Adding_a_new_element_for_Interpretation_of_enumCallSate_Enumeration_ty RDM-2019-0023R06-Railway_IM_trainborne_dev RDM-2019-0068R04-Adding_a_new_infraredSensor_ModuleClass_to_TS-0023 RDM-2019-0072R02-add_unit_to_temperatureAlarm_ModuleClass RDM-2019-0090R03-Adding_a_new_Device_model_to_TS-0023 RDM-2019-0096R03-Adding_a_new_Device_model_to_TS-0023 RDM-2019-0097R03-Adding_a_new_waterPurifier_Device_model_to_TS-0023
V 4.3.0	2019-12-06	RDM-2019-0124-dataGenerationTime_in_modules_flexContainer

V 4.4.0	2020-04-24	RDM-2019-0127R03-TS0023_Device_Management_in_SDT RDM-2020-0007R01-TS0023_Better_reflecting_multiplicity_in_SubDevices_and_Devices_tables RDM-2020-0008R03-TS-0023-rule_13_api RDM-2020-0010-Clarification_on_semantic_behavior_of_data_points_in_ModuleClasses RDM-2020-0013R02-IM_Card_Recharging_machine RDM-2020-0014R02-IM_Smart_Gate_machine
V 4.4.1	2020-06-25	Editorial Changes – correcting reference links in tables
V 4.5.0	2020-09-30	RDM-2020-0049R02-Adding_the_temperatureAlarm_Module_to_the_deviceThermometer_model RDM-2020-0050R01-Modifying_the_hdenum_TemperatureUnit_to_TS-0023 RDM-2020-0052-Add_timer_to_deviceWindowShade_device_model_to_TS-0023 RDM-2020-0053-Adding_timer_to_deviceLight_device_model_to_TS-0023 RDM-2020-0059R01-TS-0023_DM_dmEventLog RDM-2020-0060R01-TS-0023_DM_dmSoftware RDM-2020-0061-TS-0023_DM_dmAgent
V 4.6.0	2020-12-02	RDM-2020-0015R01-IM_Smart_Screen_Door RDM-2020-0040R01-TS-0023-New_containerDefinition_values_and_XSD_name_spaces RDM-2020-0076R02-CR_battery_table_changes RDM-2020-0077R01-Adding_new_specializations_to_TS-0023
V 4.6.1	2020-12-08	RDM-2020-0098-TS-0023_Fixing_missing_changes
V 4.7.0	2021-01-14	RDM-2020-0094R01-IM_3d_display RDM-2020-0095R01-IM_3d_scan RDM-2020-0101-TS-0023_Adding_Management_Domain
V 4.7.1	2021-02-04	Editorial Changes – correcting reference numbers in tables and misspelled names of DataPoints and ModuleClasses
V 4.8.0	2021-04-06	RDM-2021-0003R01-TS-0023_EnumeratedTypes RDM-2021-0005-TS-0023_MiscDM RDM-2021-0008-TS-0023_Actions_Return RDM-2021-0009R01-Integrating_SDT4_0_in_TS-00023 RDM-2021-0011R01-New_rule_for_optionality_and_multiplicity_mapping_in_TS-0023 RDM-2021-0018R01-Add_Public_Safety_domain Editorial Changes – correcting misspelled names of DataPoints and ModuleClasses